

2026年10月入学

October Admission for 2026

大学院保健学研究科保健学専攻
博士後期課程(博士課程)

Graduate School of Health Sciences
(Doctoral Program)

学生募集要項

Application Guidelines

【WHO と協働した次世代型医療高度専門職リーダーシップ育成
プログラム Next Generation Healthcare Professional
Leadership Development Program in Collaboration
with WHO】



群馬大学

Gunma University

【WHOと協働した次世代型医療高度専門職リーダーシップ育成プログラム】

文部科学省の「国費外国人留学生の優先配置を行う特別プログラム」に採択されたことに伴い、このプログラムは2023年度から開始しました。本学生募集要項は、当該プログラムについての募集となります。

《プログラムの要旨》

本プログラムは、アジアより優秀な留学生を獲得し、次世代型の医療高度専門職リーダーを育成します。当該留学生は、リーダーシップに必要なノンテクニカル・スキル、人間工学、データサイエンスの専門知識を習得すると共に、本学日本人学生との共修による各専門領域の多職種連携の実習や医療安全に関連したプロジェクト研究へと参画します。本プログラムでは、留学生のほか、日本人学生も受け入れます。

本プログラムは、WHOとの多職種連携教育や先進的な医療安全教育の学びを得て、各領域の管理職や医療人材育成専門家への就業支援の機会も得ることができます。本プログラムは、エビデンスに基づいて最適な判断を行う全人的医療をアジアに広げ、日本型医療安全システムの拠点構築に貢献する人材を育成します。

【Next Generation Healthcare Professional Leadership Development Program in Collaboration with WHO】

This program has started in the 2023 academic year, following its selection by the Ministry of Education, Culture, Sports, Science and Technology (MEXT) of Japan as a "Special Program for Priority Placement of Government-Sponsored International Students". This application guideline is for this program.

《Summary of the Program》

This program aims to attract outstanding international students from Asia and nurture the next generation of highly skilled medical professional leaders. The students will acquire the non-technical skills, ergonomics, and data science expertise necessary for leadership, as well as participate in practical training in collaboration with Japanese students in their respective fields of expertise and in project research related to medical safety. This program accepts Japanese students as well as international students.

This program also provides students opportunities to learn about multidisciplinary cooperation with WHO and advanced medical safety education, as well as employment support opportunities for managers and medical human resource development specialists in each area. This program will foster human resources who will contribute to the expansion of holistic medical care in Asia, where optimal decisions are made based on evidence, and to the establishment of a base for a Japanese-style medical safety system.

【群馬大学志願者の入学検定料免除について】

群馬大学では、東日本大震災及び風水害等の災害に罹災した志願者及び、ウクライナ情勢を受けて避難した学生の教育研究活動の継続を支援するために受け入れた志願者の進学を支援する観点から、特別措置として検定料の全額を免除します。

免除の対象となる災害及び被災地域など、免除に関する詳細については、本学のホームページを御覧ください。

[Exemption from the entrance examination fee for Gunma University applicants]

Gunma University takes the special measures of fully exempting from the entrance examination fee to provide an opportunity to get university education for university applicants who are suffering from the Great East Japan Earthquake and other natural disasters damages caused by wind or/and flood, in addition to who have been evacuated due to the situation in Ukraine and accepted to continue their educational and research activities.

Please refer to our website for more information such as damages and affected areas qualified to exemption.

目 次
Table of Contents

○ 群馬大学の教育ポリシー（大学院）	1
○ 保健学研究科保健学専攻博士後期課程（博士課程）	
教育ポリシー	1
1 募集人員	2
2 出願資格	2
3 出願資格の審査等	2
4 出願受付	3
5 出願手続	3
6 障がい等のある入学志願者との事前相談について	7
7 入学者選抜方法	7
8 試験実施日時及び場所	7
9 各試験科目の出題意図	7
10 受験に際しての注意事項	8
11 合格者発表	8
12 入学手続	9
13 入学料免除・徴収猶予及び授業料免除・徴収猶予	9
14 奨学金	10
15 教育方法の特例	10
16 長期履修学生制度	10
17 入学志願者の個人情報保護	11
○ 群馬大学大学院 検定料払込方法	12
○ 概要	13
○ 特別研究担当教員及び主な研究課題（博士後期課程）	14
○ 所在地及び交通案内	17
○ 試験場案内図	18
○ 出願書類	

○ Admission Policy of Gunma University Graduate School	19
○ Admission Policy of Gunma University The Graduate School of Health Sciences (Doctoral Program)	19
1 Number of students recruited	20
2 Application eligibility	20
3 Screening of application eligibility	20
4 Application period	21
5 Application procedures	21
6 Preliminary Consultation for Applicants with Disabilities, etc.	26
7 Selection method	26
8 Examination date and venue	26
9 The aim of each examination subjects	27
10 Exam Instructions	27
11 Announcement of Successful Applicants	27
12 Admission Procedures	28
13 Exemption and Postponement of Admission Fee and Tuition Fee Payment	28
14 Scholarship	29
15 Special measures for educational method	29
16 System for long-term degree completion	29
17 Protection of the Personal Information about the Applicants for Admission etc.	30
○ GUNMA UNIVERSITY How to make Payment of Examination Fee at Convenience Store or by Credit Card	31
○ The Outline of The Graduate School of Health Sciences	32
○ Supervisors and their main contents of research (Doctoral program)	33
○ Access to Gunma University (Showa Campus)	37
○ Location Map	38
○ Application Forms	

<p>※ All the dates noted in this application guidelines are Japan Standard Time (JST).</p>
--

Admission Policy of Gunma University Graduate School

Admission policy

We accept students who have the academic ability and research skills required by each graduate school and by major, and who have research motivation to contribute to the development of human society through research and practical ability.

Admission Policy of Gunma University The Graduate School of Health Sciences (Doctoral Program)

— Our Doctoral Program is recruiting for the following applicants. —

<Human resource development goals>

1. To be able to conduct original or interdisciplinary research in the fields of health, medical care and welfare.
2. To be able to put into practice advanced education in the fields of health, medical care and welfare.
3. To become a leader in the the fields of health, medical care and welfare with high-level expertise and skills of health sciences.
4. To be able to provide guidance, education and conduct research in the international fields of health, medical care and welfare.

<Abilities and Qualities Required of Applicants>

1. Those who have expertise and research experience in health and medical care at the Master's program level.
2. Those who have communication skills and language proficiency necessary to promote research from a global perspective and to disseminate research outcomes widely.
3. Those who wish to contribute to society as researchers, educators, or highly skilled professionals in the the fields of health, medical care and welfare.

<Basic policy for admissions>

The department conducts the following entrance examination to select students with the above qualities, which is judged comprehensively based on an academic achievement test (in English), achievements including the thesis submitted at the completion of the master's course or academic papers presented as the first author, oral examination, and academic performance. In the oral examination, applicants are individually tested on their expertise and research ability.

○General Entrance Examination, Entrance Examination for Working Adults, and Entrance Examination for International Students

A test of foreign language (English) is used, and "the ability to read and understand English research literature" is evaluated (Abilities and Qualities Required of Applicants 2.) In addition, an oral examination is used to evaluate "specialized knowledge, research ability and research plan, as well as aptitude and motivation as a researcher or a professional with advanced expertise" (Abilities and Qualities Required of Applicants 1-3). In addition, the application documents will be added to the screening process to make a comprehensive judgment.

1 Number of students recruited

Major	Area	Number of students recruited
Health Sciences	Nursing Laboratory Sciences Rehabilitation	} Minimal

(Note) If you wish to enroll as a Japanese Government Scholarship student, please contact the Admissions Section, see page 26 (1) , in advance.

(Note) Contact the supervisor(see pages 33-36) prior to the application and make sure to consult him/her on what you would like to study after admission.

When you are not able to contact the supervisor, please contact the Admissions section, see page 26, (1) .

2 Application eligibility

Applicants need to fall under any of the following provisions.

- 1) A person who has or is expected to have a master's degree or a professional degree by September 2026.
- 2) A person who has obtained or is expected to obtain a master's degree or a degree equivalent to a professional degree by September 2026.
- 3) A person who has completed the subjects in Japan by the correspondence education provided by a foreign educational institute, and has obtained or is expected to obtain a master's degree or a degree equivalent to a professional degree by September 2026.
- 4) A person who has completed a course in Japan, separately designated by the Minister of Education, Culture, Sports, Science and Technology (MEXT), of an foreign educational institute considered to have a program of graduate school of foreign country and has obtained or is expected to obtain a master' degree or a degree equivalent to a professional degree by September 2026.
- 5) A person who has completed the course of the United Nations University, and has obtained or is expected to obtain a degree equivalent to a master's degree by September 2026.
- 6) A person who has taken a course of foreign school, the designated educational institute stipulated in the item 4 or the United Nations University, and have passed a screening test equivalent to the evaluation of basic skill for doctoral thesis research, and has been proved to have an academic ability comparable to people with a master's degree.
- 7) A person specified by the Ministry of MEXT.
A person who has been engaged in a research for at least two years at university or research institute after graduating from a university or completing 16 years of school education outside Japan, and has been recognized by our graduate school to have an academic ability equal or more to a master's degree or a professional degree due to its research achievements.
- 8) A person whose scholastic ability has been admitted by individual pre-admission screening to be at least equivalent to that of a person with a master' degree or a professional degree and who will reach the age of 24 by September 30, 2026.

3 Screening of application eligibility

A person who intends to apply under the provisions of the applicant eligibility 7) and 8), needs to receive certification for the application eligibility by taking our pre-admission screening prior to the application.

We evaluate applicants who try to apply for the entrance examination pursuant to the preceding applicant eligibility 8) based on the following criteria.

“Applicants who graduated from a university, junior college, or completed the course of specialist course of Specialized Training College, technical college, or fourteen years of school education outside Japan, and subsequently have a total of at least five years' work experience (at least three years for university graduates)

university graduates) in a medical/health care/welfare institution, educational research institution, civil service, or private enterprise by the time of enrollment and who have been recognized to have a academic ability comparable to people with a Master's degree due to their academic papers, books, and publication of research findings”

The screening result will be notified to the applicant by May 13 (Wed.), 2026.

- (1) Deadline for application
Due not later than May 7 (Thu.), 2026.
- (2) Documents to be submitted
 - (a) Application form for admission eligibility (Form 7-1 attached to this guideline).
※ Personal records form (Form 7-2) must be submitted.
 - (a) Reports on research history and work history (using Form 8 attached to this guideline).
 - (c) Research results or other noted accomplishments such as literature, if any.
 - (d) A certificate of graduation or completion issued by the applicant's highest level of schooling.
 - (e) Academic transcript issued by the applicant's highest level of schooling.
- (3) Application documents should be sent to:
Admissions Section, Educational Affairs Office, Administration Division, Showa Campus of Gunma University, 3-39-22 Showa-machi, Maebashi City, Gunma 371-8511, JAPAN
TEL. +81-27-220-7797

4 Application period

Application documents must arrive during the period from May 14 (Thu.), to May 21 (Thu.), 2026 by mail.

Bringing application documents in person or by proxy is not acceptable.


(Note) No application documents are accepted after the application period. Applicants need to send the application documents with full liability of the necessary days for mail delivery.

5 Application procedures

Applicants need to send the following application documents by **simple registered express mail** to the Admissions Section, Educational Affairs Office, Administration Division, Showa Campus of Gunma University shown on page 26 (1) with stating in red on the surface of the envelope the fact that the application documents for the Graduate School of Health Sciences (Doctoral Program), Gunma University are enclosed.

※ If you are mailing from overseas, please use EMS(Express Mail Service) or other traceable delivery method.

<Application documents> (those written in a foreign language other than English need to come with the English or Japanese version.)

Documents	Applicants concerned	Outline
1 Application Form and Curriculum Vitae [Form-1]	All applicants	Use our prescribed form on duplex printing. A prescribed photo needs to be attached to the application for admission. Applicants who have graduated or will graduate from (completed) a foreign school need to complete the curriculum vitae on the reverse side.
2 Statement of Purpose [Form-2]	All applicants	A statement written by the applicant describing reasons for the application to the Graduate School of Health Sciences (Doctoral Program), Gunma University (The number of characters is not limited.) ※ Duplex printing is required.
3 Examination fee JPY 30,000 * Applicants who are completing our Master's Program (M.S.) in the Graduate School of Health Sciences of Gunma University and will enter the Doctoral Program shall be exempt from the examination fee. * If you are a Japanese Government (MEXT) Scholarship student at the time of application, you don't need to pay the examination fee. If applicable, please submit documents proving that you are a Japanese Government (MEXT) Scholarship student.	All applicants	<p>Please select one from the following three payment methods.</p> <p>1. Payment at a convenience store (ensure that you have a personal computer or cell phone nearby).</p> <p>(1) Refer to the page 31 when you pay at a convenience store. Payment commissions must be borne by the person who pays the fees.</p> <p>(2) After the payment, receive the "Application Fee Statement", detach the "Certificate of Payment" (receipt) portion from it, and paste it on the prescribed place in the "Sheet for Certificate of Transfer Receipt" [Form-3].</p> <p>(3) Payment period: May 1 (Fri.), 2026 to 3:00p.m. (Japan time) on May 21 (Thu.), 2026.</p> <p>When you make payment via the web site, you have to pay at least 30 minutes before the end of the payment period.</p> <p>2. Payment by credit card (ensure that you have a personal computer or cell phone connected to a printer with A4 paper nearby).</p> <p>(1) Refer to the page 31 when you pay by credit card. Payment commissions must be borne by the person who pays the fees.</p> <p>(2) After the payment, print the "Application Fee Statement", detach the "Certificate of Payment" (receipt) portion from it, and paste it on the prescribed place in the "Sheet for Certificate of Transfer Receipt" [Form-3].</p> <p>(3) Payment period: May 1 (Fri.), 2026 to 3:00p.m. (Japan time) on May 21 (Thu.), 2026.</p> <p>3. Online payment from abroad</p> <p>Gunma University has partnered with the international payment service "Flywire" for educational institutions. With options such as credit card or bank transfer, you can make payments from overseas.</p> <p>(1) Please access the following URLs and proceed with the payment process</p> <p style="text-align: center;">gu-application.flywire.com</p> <div style="text-align: center;">  </div> <p>Ensure you select "Gunma University - Application fee" Before using the service, please check Flywire's website. [Flywire website: https://www.flywire.com] If you have any questions, please contact the support desk. [Flywire support desk: https://help.flywire.com]</p> <p>(2) Paste a copy of your payment receipt "Sheet for Certificate of Transfer Receipt [Form-3]". In addition, please note that, if an excess or a deficiency arises in amount of remittance, the application will not be processed..</p>

Documents	Applicants concerned	Outline
3 Examination fee		<p>(3) Period for Accepting Payment: May 1 (Fri.), 2026 to 3:00p.m. (Japan time) on May 21(Thu.), 2026.</p> <p>【Concerning the refund of the entrance examination fee】</p> <p>※ In principle, the entrance examination fee will not be refunded, except in the following cases, according to the designated procedures:</p> <p>① When an application is not made after paying the entrance examination fee.</p> <p>② When the entrance examination fee is paid twice, or the stipulated amount is accidentally exceeded.</p> <p>③ When the application documents are not accepted on submission.</p> <p>Please send the declaration form in which the following details are provided to the Admissions Section in the Showa campus of Gunma University.</p> <p>We will refund the entrance examination fee later.</p> <p>Declaration for claiming back the Entrance Examination Fee (Doctoral Program)</p> <p>1. The reason for claiming back the fee</p> <p>2. Name</p> <p>3. Postal Code, Current Address</p> <p>4. Phone Number and/or E-mail Address</p> <p>Address for sending the declaration form:</p> <p>Admissions Section, Educational Affairs Office, Administration Division, Showa Campus of Gunma University, 3-39-22 Showa-machi, Maebashi City, Gunma 371-8511, JAPAN</p> <p>※ If an applicant is receiving the Japanese Government (MEXT) Scholarship at the time of application, the examination fee payment is not required. Please submit the document certifying the recipient of the scholarship.</p> <p>※ Any processing fees will be deducted from the amount to be refunded.</p> <p>For inquiries regarding the refund of the entrance examination fees, please contact:</p> <p>Admissions Section, Educational Affairs Office, Administration Division, Showa Campus of Gunma University TEL. +81-27-220-7797</p> <p>【Exemption from entrance examination fee】</p> <p>※ Applicants who qualify any of the following special measures will be exempted from the total amount of the examination fee as special measures.</p> <p>〈Eligible applicants for exemption from entrance examination fee〉</p> <p>1. Special measures for the Great East Japan Earthquake</p> <p>(1) The applicants who suffered in the areas where the Disaster Relief Act in the Great East Japan Earthquake has been applied, and who fall under any of the following categories:</p> <p>① Applicants whose houses, which are owned by payers of school expenses, were completely destroyed, largely destroyed, partially destroyed, or washed away.</p> <p>② Applicants whose payers of school expenses are dead or missing.</p>

Documents	Applicants concerned	Outline
3 Examination fee		<p>(2) Applicants whose payers of school expenses have recognized that their domiciles were designated as warning areas, deliberate evacuation areas, areas where it is expected that the residents have difficulties in returning for a long time, areas in which the residents are not permitted to live, and areas in which evacuation orders are ready to be lifted due to the Fukushima Daiichi nuclear disaster.</p> <p>2. Special measures for the disaster from storm and flood</p> <p>(1) The applicants who suffered in the areas where the Disaster Relief Act in the disaster from storm and flood within one year before the application period has been applied, and who fall under any of the following categories.</p> <p>① Applicants whose houses, which are owned by payers of school expenses, were completely destroyed, largely destroyed, partially destroyed, or washed away.</p> <p>② Applicants whose payers of school expenses are dead or missing.</p> <p>(2) Regarding the natural disaster-hit areas designated by the university pursuant to the “Areas Designated under the Disaster Relief Act”, please refer to the university website (Admissions Information > Tuition & Scholarships (入試情報>学費・奨学金)).</p> <p>3. Special measures for students who have been evacuated due to the situation in Ukraine and accepted to continue their educational and research activities.</p> <p>(1) Students who have evacuated due to the current situation in Ukraine and who have been approved for acceptance by the University President.</p> <p>※ If you wish to receive special measures you will need to attach documents certifying that Japan has permitted you to be accepted as a refugee and documents certifying that you are enrolled at Gunma University.</p> <p>Applicants meeting the above criteria should download the “Application for Examination Fee Exemption” from the university website (Admissions Information > Tuition & Scholarships (入試情報>学費・奨学金)), attach the required documents, and submit it with their application materials. Please contact the Student Admission Office, Education Division, Gunma University [Tel: +81-27-220-7149] during weekdays from 8:30 AM to 5:15 PM.</p>
4 Sheet for Certificate of Examination Fee Payment [Form-3]	All applicants	<p>Fill out our prescribed form.</p> <p>Paste the “Certificate of Payment” or “Certificate of Transfer Receipt” in the space provided.</p>
5 Examination Admission ticket/ Photograph Verification Card [Form-4,5]	All applicants	<p>Fill out our prescribed form.</p> <p>A designated photo needs to be attached to the Photograph Verification Card.</p>
6 Certificate of (expected) completion	All applicants	<p>A proof of completion issued by president of a school eligible for the application. (Must be original. Copies are not acceptable. The original shall be returned with the examination admission ticket.)</p> <p>It is not required for applicants with proof of meeting the application eligibility 7) or 8), or who have completed the Graduate School of Health Sciences (Master’s Program), Gunma University.</p>

Documents	Applicants concerned	Outline
7 Academic transcript	All applicants	A proof of completion issued by president of a school eligible for the application. It is not required for applicants with proof of meeting the application eligibility 7) or 8), or who have completed the Graduate School of Health Sciences (Master's Program), Gunma University.
8 Master's thesis and such	All applicants	Three sets of works including (a copy of) the Master's thesis and the abstracts (within two sheets of A4 size paper) or three sets of works including (a copy of) the original article published as first author and other supplementary documents, and the abstracts (within two sheets of A4 size paper). However, the applicant who expects to acquire a master's degree must submit three copies of the summary of the master's research plan and research progress (within two sheets of A4 size paper). If you have some research achievements (only first author or first presenter), such as research papers, books, and presentation at the scientific meeting, please submit those research materials with the summary of your research plan and research progress.
9 Preferred research plan [Form-6]	All applicants	Fill out our prescribed form.
10 Name and Address Card [Form-9]	Applicants who have a Japanese address	Fill out our prescribed form. In addition, an applicant from overseas is not required to submit it.
11 Certificate of application eligibility (Photocopy acceptable)	Applicants who meet the foregoing application eligibility 7) and 8)	Applicants who have undergone the pre-admission screening need to submit the proof of the application eligibility.
12 Self-addressed envelope (larger than 120mm × 235mm)	Applicants who have a Japanese address	A self-addressed envelope with the applicant's name, address, postal code, and for ¥410 (JPY410) stamped. In addition, an applicant from overseas is not required to submit it.
13 The official score of TOEFL iBT, TOEIC Listening & Reading Test (open test) or IELTS (Academic Module)	All applicants	Refer to the "The aim of each examination subject" and submit required documents.
14 Confirmation of nationality and residence status	Applicant who is foreign national	The documents verifying your nationality and resident status are required to be submitted. The required documents should be; "A copy of the residence certificate without an individual number issued by municipal head but with a nationality, resident status, and period of stay" or "A passport copy on which page includes name, nationality, resident status, and period of stay". An applicant who is expected to obtain a resident status needs to submit the acquisition proof to the Admissions Section immediately after obtaining the residence status.

Note 1 When your former name is used in each certificate, an official document (family register, etc.) to prove the relation between your current name and former name must be attached.

Note 2 Any change in the contents of the application documents is not acceptable after acceptance of the application documents.

Note 3 The accepted application documents are not to be returned for any reason whatsoever.

Note 4 Should any false information or misconduct be discovered in the application materials or related documents, your application and admission may be revoked. The same applies if such issues are discovered after you have been admitted.

Note 5 If necessary, we may ask submission of the documents other than the above to confirm the application eligibility.

(1) Mailing Address

Admissions Section, Educational Affairs Office, Administration Division, Showa Campus of Gunma University, 3-39-22 Showa-machi, Maebashi City, Gunma 371-8511, JAPAN TEL. +81-27-220-7797
E-mail: kk-mgakumu5@ml.gunma-u.ac.jp

(2) About examination admission ticket

After receipt of application documents and completion of office processing, we will send your examination admission tickets to applicants. If the Examination Admission Ticket has not been delivered to you by June 4 (Thu.), 2026, please contact the above (1) address for application.

6 Preliminary Consultation for Applicants with Disabilities, etc.

Gunma University provides academic support to students with disabilities, etc.

If you are disabled, and require special consideration in your studies and examinations, please consult with our university prior to your application.

(1) When to consult:

Please consult as soon as possible and note that we may not be able to accommodate consultation after the deadline.

(2) How to consult:

Please submit a consultation document (its format is optional) by attaching the required documents including a doctor's certificate.

Where necessary, an interview with the persons concerned with the school from which an applicant graduated, or their family, etc. who can speak for the applicant or their position, is conducted in our university.

(3) Consultation document should be sent to:

Admissions Section, Educational Affairs Office, Administration Division, Showa Campus of Gunma University, 3-39-22 Showa-machi, Maebashi City, Gunma 371-8511, JAPAN TEL. +81-27-220-7797

7 Selection method

(1) We comprehensively evaluate the total results of the foreign language (English) examination, the oral examination, and screening of the documents (reason for applying for our school, the outline of the preferred study, etc.).

(2) Oral examination

① For applicants with difficulty in coming to Japan for oral examination, we may use the results of the interview on the Internet for evaluation.

② In principal, the oral examination will be held in English. Subsequently, we may ask some questions about Japanese proficiency.

(2) Contact supervisor you would like to receive guidance prior to the application and make sure to consult him/her on your research plan after admission.

8 Examination date and venue

Date	Subjects	Location
	Oral examination	
June 9 (Tue.), 2026	2:00 p.m. - 5:00 p.m.	School of Health Sciences and Graduate School of Health Sciences buildings etc.

9 The aim of each examination subject

Foreign language (English) ……The examination measures your reading comprehension of the English literature.

Oral examination……………The oral examination asks specialized knowledge, research capability and study plan of each applicant individually to evaluate the adequacy and motivation as researcher or professional with a high level of expertise.

Foreign language (English)

A written test of foreign language (English) need to be submitted any official score of TOEFL iBT, TOEFL iBT Home Edition, TOEIC Listening & Reading Test (open test) issued by ETS, or IELTS (Academic Module). TOEFL ITP and TOEIC IP test scores taken as part of a group examination will not be accepted.

The official score of TOEFL, TOEIC Listening & Reading Test (open test) or IELTS (Academic Module) issued by ETS after July 2021 (within five years counting backward from the month of entrance examination) shall be valid. You need to submit the original of the score report, score card, or official certificate. The copy is not acceptable. The original shall be returned with the examination admission ticket. If you are using the official TOEIC or TOEFL Digital Certificate issued by ETS, please print and submit a hard copy (printout) of the certificate. The QR code on the digital certificate must be valid. Please note that submitted documents will not be returned.

* Foreign language test will not be conducted on the examination day.

Examples of test score conversions

Comparison with the score of foreign language (English) examination	90	100	110	120	130	140	150
TOEFL iBT (incl. Home Edition)	60	67	73	80	87	93	100 or more
TOEIC Listening & Reading Test(open test)	585	635	680	730	780	825	875 or more

Comparison with the score of foreign language (English) examination	95	109	124	138	150
IELTS (Academic Module)	5.0	5.5	6.0	6.5	7.0

Note: For TOEFL iBT, scores from tests taken on or after January 21, 2026, will be converted to scores from tests taken on or before January 20, 2026.

Oral examination

We may ask foreign applicants some questions about Japanese proficiency at the oral examination.

10 Examination Instructions

- (1) The examination admission ticket must be brought with you on the examination day.
- (2) No relief measures are taken for any common daily life noises such as noises of aircraft, ambulance, car, weather and air conditioning, short sound of mobile phone or watch, and chime from a nearby building.
- (3) Examinees must take all tests on the examination subjects assigned, or he/she will be disqualified.
- (4) When a delay occurs on the public transport on the examination day, please contact : Admissions Section, Educational Affairs Office, Administration Division, Showa Campus of Gunma University (TEL. +81-27-220-7797)
- (5) If unexpected incidents (a disaster, an accident, etc.) happen on the day of examination, visit our website (<https://www.health.gunma-u.ac.jp/>) for your reference. In principle, we will not conduct supplementary examinations.

11 Announcement of Successful Applicants

Letters of acceptance will be mailed to successful applicants on July 1 (Wed.), 2026. At the same time, successful examinee's numbers will be posted on the website of "the Graduate School of Health Sciences, Gunma University" after 10:00 a.m. to the last day for admission procedures. Notice about the announcement of successful applicants will not be posted in Gunma University campus.

Additionally, any inquiries about selection results by telephone will not be accepted.

12 Admission Procedures

The successful applicant is required to read the “admissions guide” enclosed with “the letter of acceptance” carefully and must prepare the (1) fees and documents for the admission procedures, (3) during the period of the admission procedures, and submit them to the (4) place by “mail”.

(1) Fees and documents for admission procedures

① Admission fee: ¥282,000(JPY 282,000)

Notes: (a) Applicants who are completing the Graduate School of Health Sciences (Master’s Program), Gunma University and will enter the Doctoral Program shall be exempted from the examination fee.

(b) Any revisions to the admission fee during enrollment shall be applied.

(c) Methods for the payment of the admission fee will be informed separately.

(d) The admission fee paid shall not be refunded under any circumstances.

② Examination admission ticket

③ Any additional documents as instructed in the admissions guide

(2) Fees after enrollment

Tuition fee:(Per-semester)¥267,900(JPY 267,900)(Per year fee: ¥535,800(JPY 535,800)) Notes:

(a) Any revisions to tuition fees during enrollment shall be applied.

(b) Methods for the payment of the tuition fee will be informed separately.

(c) The tuition fee for the second-semester can be paid at the time of paying the tuition fee for the per-semester, if the successful applicant so wishes.

(d) If a person who completes the admission procedures declines the admission by September 30 (Wed.), 2026, the amount equivalent to the tuition fee paid shall be refunded based on his/her request by following the prescribed procedures.

Those who apply for the long-term degree completion (16 of Page 29) only need to pay the admission fee first and each will be noticed about the tuition after fixing its annual fee.

(3) Period of Admission Procedures

○ By mail: The necessary documents must arrive at the university no later than July 23 (Thu.), 2026.

Note: They will be regarded as declining the admission if the admission procedures are not completed by the above deadline.

(4) Mailing address

Admissions Section, Educational Affairs Office, Administration Division, Showa Campus of Gunma University, 3-39-22 Showa-machi, Maebashi City, Gunma 371-8511, JAPAN
(The third floor of Common Building)

13 Exemption and Postponement of Admission Fee and Tuition Fee Payment

The admission fee or the tuition fee may be waived for admitted students who have difficulty paying due to special circumstances.

Additionally, the collection of the admission fee or tuition fee can be postponed for a certain period for students who have difficulty paying by the specified deadline.

If you wish to apply, refer to the “Admissions Information > Tuition & Scholarships (入試情報 > 学費・奨学金)” section of the Gunma university website (<https://www.gunma-u.ac.jp/>).

Inquiries:

Education and Student Support Section, Educational Affairs Office, Administration Division, Showa Campus of Gunma University TEL. +81-27-220-7796

An Exemption program for admission and /or tuition fees is available for students who have affected by the Great East Japan Earthquake and are recognized as having significant difficulty with payment. If you wish to apply, refer to the “Admissions Information > Tuition & Scholarships (入試情報 > 学費・奨学金)” section of the Gunma university website (<https://www.gunma-u.ac.jp/>).

Inquiries :

Student Life Section, Student Support Office, Educational Division, Aramaki Campus of Gunma University TEL +81-27-220-7136

14 Scholarship

Student loan is available by Japan Student Services Organization (JASSO) for a person who has difficulty in paying the tuition fee, and who has great academic performance and excellent character.

Additionally, graduate scholarship system of Japan Student Services Organization includes Post-entry Applications (system to apply for scholarship after enrollment) and Prior Applications (system to make a reservation for applying for scholarship before enrollment).

Inquiries :

Education and Student Support Section, Educational Affairs Office, Administration Division, Showa Campus of Gunma University TEL. +81-27-220-7792

15 Special measures for educational method

We offer the day and evening courses system for students who have passed the entrance examination for working people, and those in employment who have passed the general entrance examination, if they wish.

Under the system, education is provided at night (from 6:00 p.m. to 9:10 p.m.), on Saturdays, Sundays and national holidays and during summer or other vacation period.

16 System for long-term degree completion

The system allows particular students who have difficulty completing the regular course within the formally-stated period of study (3 years) to extend the study period so that they can take and complete the courses systematically over the said period.

Students who would like to use the system need to consult with the supervisor and apply within the application period.

(1) Eligible students

- 1) Students in employment (or to be employed) who have difficulty sparing time to study or to take lessons due to business assignment,
- 2) Students who have difficulty sparing time to study or to take lessons due to household duties, childcare and/or nursing care,
- 3) Besides these, students who have reasons the Graduate School of Health Sciences approves for application of the said system.

(2) Long-term study period

The period adding one to three years to the formally-stated period of study (but the school days should not exceed twice as long as the said period of study).

(3) Tuition fee

The annual tuition fee for the long-term study period is the amount obtained by multiplying the number of years equivalent to the number of the formally-stated period of study (three years) to the prescribed annual tuition fee (JPY 535,800) and then being divided by the number of course term given for a long-term student.

(4) Application period

From July 1 (Wed.), to July 23 (Thu.), 2026.

(5) Documents to be submitted

- 1) Application form for the system for long-term degree completion
- 2) Curriculum/study plan under the system for long-term degree completion
- 3) Certificate of enrollment required for a student in employment
- 4) Other documents required by the Graduate School of Health Sciences

Refer to the guideline enclosed with the letter of acceptance for details.

(6) Inquiries :

Graduate Student Section, Educational Affairs office, Showa Campus, Gunma University
TEL. +81-27-220-7804

17 Protection of the Personal Information of Applicants for Admission.

Gunma University will acquire personal information about applicants through the application documents submitted and personal information about examinees by carrying out the entrance examination; However, the personal information described above will be used only for the following operations, based on the “Act on the Protection of Personal Information Held by National University Corporation Gunma University”.

- (1) For operations (including subordinate operations, such as statistical processing) concerning the selection of newly enrolled students.
- (2) For operations concerning the student advisory function, the student support, and tuition fee collection after the enrollment, as newly enrolled students’ data for those who complete the admission procedures.
- (3) For operations (including the improvement of entrance examination, research and analysis of applicants trend, and making various statistical materials) concerning the entrance examination, education and research, student supports, and other things related to university management.

On the announcement of result of investigative research using the personal information, we process all personal data to be unable to identify the individual.

In addition, our university may outsource some operations above to an external company after making the contract concerning the appropriate handling of personal information.

Now you can transfer funds to pay for your entrance examination - 24 hours a day - from your nearest Lawson, Ministop, FamilyMart, Seven-Eleven or Credit Card.

1 Advance Web Application

Visit the payment site homepage from your computer or cell phone at:

<https://e-shiharai.net/>



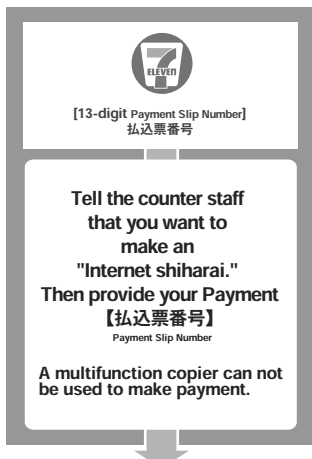
※You can not correct or cancel anything once your credit card payment has been made. Please check all your information carefully before you confirm the application.

※If you input the wrong information when trying to obtain your application number, please start again from the beginning and make your payment. If you are not able to make the required payment before the due date you will receive this deadline upon completing the online application, all the information you had input will be canceled automatically.

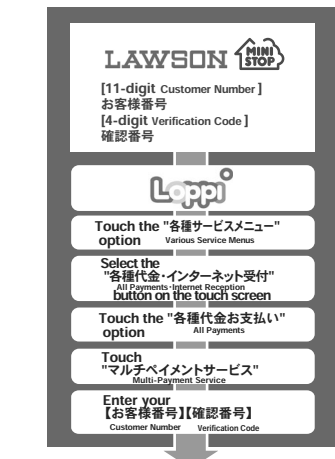
2 Convenience Store Payment

The application fee cannot be paid through an ATM. Be sure to make your payment at the cash register.

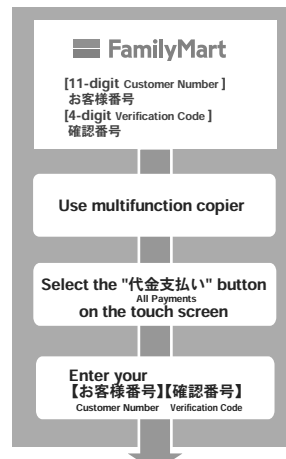
Credit Card Payment




- Make the payment at the register.
- Receive an Application Fee Statement. Detach the Certificate of Payment (receipt) portion.



- Loppi, FamiPort, or multifunction copier issues a funds transfer receipt. You will need to take this to the cash register within 30 minutes and make the actual payment.
- Receive an Application Fee Statement. Detach the Certificate of Payment (receipt) portion.



- Loppi, FamiPort, or multifunction copier issues a funds transfer receipt. You will need to take this to the cash register within 30 minutes and make the actual payment.
- Receive an Application Fee Statement. Detach the Certificate of Payment (receipt) portion.



- Payment has been completed. Please write down "受付番号" (Receipt Number) and print out your "収納証明書" (Certificate of Payment).

Application

【Paying at Convenience Store】

Affix the receipt portion to "The Certificate of Payment" in the designated location.

Attach Your (Certificate of Payment) to the Application

※When attaching the certificate of payment, be sure to use glue which is suitable for use with thermal paper and pressure-sensitive paper. Please check the glue label.

※In the case that you have made your payment at Convenience Store, it is not necessary to enclose a bank receipt of any kind.

【Paying by Credit Card】

After making your payment, please make sure you have access to a printer with paper(A4). Access "申込内容照会"(Inquiry) at e-shiharai.net.

Please 「1. Check your card.」 「2. Input Receipt Number.」 「3. Input your Birth Date.(YYYY/MM/DD)」, and click "照会する". Then all of your application information is displayed. Click Blue-button "証明書を発行する". Affix the cutting portion of "収納証明書"(The Certificate of Payment) in the designated location.

In the case that you have made your payment using a credit card, it is not necessary to enclose a bank receipt of any kind.

- During payment periods and application periods mentioned in the application documents, you can make a payment anytime. Please confirm from application documents and complete payment in time for the application period.
- On the last date of the payment period, the web application will be closed at 2:30m, and the final deadline for the information terminal at convenience stores (Loppi, Fami Port, or multifunction copier) will be at 3:00pm.
- Your inquiry about the payment of "the entrance examination fee" is not able to be handled at the convenience store. For further information, please check our website.

- Please note that refund is not possible once you have made a payment of Entrance examination fee.
- A fee is added to Examination fee. For further info, please visit our website.
- Please directly contact the credit card company if your card is not accepted.
- It will be announced on our website if either the convenience stores which handle payments or the methods of payment, are changed.

The Outline of The Graduate School of Health Sciences

Unit, educational and research field

Nursing	Laboratory Sciences	Rehabilitation Sciences
Fundamental Nursing	Basic Laboratory Sciences	Fundamental Rehabilitation Sciences
Applied Clinical Nursing	Applied Laboratory Sciences	Applied Rehabilitation Sciences
International/Community Health Nursing	Global/Community Health Laboratory Sciences	International/Community Health Rehabilitation Sciences

* See the brochure of our Graduate School of Health Sciences for characteristics of each field, requirements for completion, career options of those who complete graduate school and subjects.

Supervisors and their main contents of research (Doctoral program)

○Contact Information:

・TEL:+81-27-220-Ext. ・E-mail: Add “gunma-u.ac.jp” after @ mark of the email addresses listed below. **Please make sure to contact a supervisor you would like to receive guidance prior to your application.** If you wish to ask a supervisor marked with * and **, please also contact a successor in consultation with the supervisor.

Filed of Nursing

Region	Special Research	Contact Information	Main contents of research
Fundamental Nursing	Research on Fundamental Nursing	Atsushi Ozawa Ext. 8659 E-mail ozawaa@	Research on hereditary cancers and lifestyle disease. Epidemiological study and/or basic research to investigate the mechanisms of these disease are available.
		Hiroko Kondo* Ext. 8984 E-mail hirokok@	<ul style="list-style-type: none"> Research on improving the quality of psychiatric nursing Research on mental health and self-compassion among the general public and nurses
		Hiroko Jouboshi Ext. 8906 E-mail hiroko-jo@	Research on clinical judgment model of nurse and verification of effectiveness of nursing skill. Research on basic nursing education and continuing nursing education.
		Yukari Takai Ext. 8981 E-mail takaiyuka@	I supervise research aimed at enabling nursing professionals to provide higher-quality care to individuals receiving care, for example, the development of care systems, the enhancement of understanding of care recipients, and support for both nurses and care recipients.
Applied Clinical Nursing	Research on Clinical Nursing	Yoko Uchida** Ext. 8931 E-mail yuchida@	We will provide research guidance with the aim of developing a care model and an evaluation method for improving the elderly care model and outcomes that can be applied to the world in super aged society. In addition, we conduct exploratory research on factors related to both mental and physical factors such as cognitive function and urinary function of the elderly. We will clarify these by collaborating with doctors and Interprofessional occupations and reveal new evidence.
		Michiyo Oka Ext. 8926 E-mail michiyooka@	Research on scale development for chronic nursing and support for patients with lifestyle-related diseases and verification of evidence. Through these studies, I will guide on the development of new paradigms to support chronically ill patients.
		Yoshio Ohyama Ext. 8932 E-mail ohyamay@	<ul style="list-style-type: none"> Clinical diabetes Clinical nutrition for patients with lifestyle-related diseases Patient-centered care for patients with lifestyle-related diseases
		Yuka Kondo Ext. 8982 E-mail yukondo@	Guidance will be given on research subjects related to symptom relief for cancer patients, intervention of relaxation methods for cancer patients, and palliative care for cancer patients and their families.
		Hiromitsu Shinozaki** Ext. 8970 E-mail h_shinozaki@	This course provides opportunities for students to conduct the following research themes. Women's health and Women's health support, Perinatal research, Studies on smoking and passive smoking on pregnant women, and Studies on nutrition.
		Yoko Arai Ext. 8914 E-mail yk-arai@	Supervise research on the development of preventive interventions and systems for perinatal mental health, research on family nursing during child-rearing, and research on high-risk mothers and their children.

Supervisor marked with * will be expected to retire on March 31, 2027.

Supervisor marked with ** will be expected to retire on March 31, 2028.

Region	Special Research	Contact Information	Main contents of research
Applied Clinical Nursing	Research on Clinical Nursing	Shiomi Kanaizumi Ext. 8957 E-mail kanaizumi@	Research on nursing and/or collaboration among professionals which contribute to improve quality of life of children and their family. Targeted children might be at any level of health; general children in the community, hospitalized children with diseases, and children who are technology-dependent at home.
		Takatoshi Makino Ext. 8775 E-mail tmakino@	① Study on fatherfood ② Study on stress for children with chronic disease ③ Study on the development of nursing performance with collaborative practice
International/ Community Health Nursing	Research on International/ Community Health Nursing	Yumi Sato Ext. 8989 E-mail satoy@	<ul style="list-style-type: none"> • Activities of public health nurses • Competences and career developments of public health nurses
		Shino Oba Ext. 8917 E-mail oba@	<ul style="list-style-type: none"> • Chronic disease epidemiology • Exploring the influence of environmental factors including cigarette smoking, and food and nutrients intake on the risk of various chronic diseases • Researching the preventive behaviors and the motivation of behavioral change
		Hiromi Tsujimura Ext. 8928 E-mail tsujimura@	<ul style="list-style-type: none"> ① Health and health literacy for foreign residents in Japan ② Nursing care and client understanding based on cultural and regional characteristics ③ Studies of nursing technology and nursing education in developing countries

Field of Laboratory Sciences

Region	Special Research	Contact Information	main contents of research
Basic Laboratory Sciences	Research on Molecular and Bio-information Sciences	Kenji Tago Ext. 8935 E-mail ktago @	We are investigating the novel regulatory mechanisms for signal transduction pathways involving heterotrimeric G proteins and Ras family small GTPases. Using research techniques including biochemistry, molecular biology, and cell biology, we also attempt to clarify the mechanisms how disordered activation of G protein signaling cause the onset of several diseases including cancer, heart disease, diabetes and so on. Our goal is to identify new disease markers and develop therapeutic agents.
		Takayuki Shibata Ext. 8977 E-mail tshibata@	Our main research theme is to create novel diagnostic methods based on the technology of Clinical Chemistry, through the development of color/fluorescent compounds that produce color/light under a certain condition and the development of chromogenic/fluorogenic reactions that react with a certain substance. Students will acquire knowledge and technique regarding high sensitive detection methods for minimal amount of analytes in biological samples.
Applied Laboratory Sciences	Research on Bio-information Sciences	Kazuhiro Nakamura Ext. 8943 E-mail knakamur@	Analysis of pathogenesis of neurodegenerative disorders
		Masanao Saio Ext. 8942 E-mail saio@	1) Analysis of cancer cells for nuclear morphological characteristics, amount of DNA, feature of nucleoli, and so on by utilizing mutation analysis, immunohistochemistry, image analysis and so on. 2) Analysis of cyto-morphological findings and characteristics of various cancer cells especially for cannibalism, emperipolysis, and entosis. 3) Basics of Paraffin-embedded tissue section preparation.
		Takayuki Saitoh Ext. 8938 E-mail tsaitoh@	1. Elucidate the role of DNA repair genes in hematologic tumors such as multiple myeloma and acute myeloid leukemia, and develop novel therapies 2. Training of health science data scientists through health science big data analysis in collaboration with Gunma Prefecture
		Hiroki Matsui Ext. 8973 E-mail hmatsui @	<ul style="list-style-type: none"> • Effects of qualitative control of fatty acids on prevention and treatment of lifestyle-related diseases • Pathophysiological analysis using animal model of cardiac hypertrophy, atherosclerosis or pulmonary emphysema, etc. • Integrated risk assessment by combining physiological function tests with blood and urine tests
International/Community Health Laboratory Sciences	Research on Epidemiology and Public Health Sciences	Fuyuki Tokumasu Ext.8915 E-mail ftokumasu@	<ol style="list-style-type: none"> 1. Lipid metabolism in protozoan parasites (Plasmodium and Trypanosoma spp.) 2. Biophysics on lipid membranes 3. Molecular and cell biological studies with high-resolution live imaging
	Research on Epidemiology and Public Health Sciences	Akira Toyomura Ext. 8919 E-mail toyomura@	<ol style="list-style-type: none"> ① Neuroscience study on human brain using electroencephalogram (EEG) and magnetic resonance imaging (MRI) ② Study on the neural mechanism of stuttering ③ Study on motor control of speech, upper and lower limbs

Field of Rehabilitation

Region	Special research	Contact Information	Main contents of research
Fundamental Rehabilitation Sciences	Research on Fundamental Rehabilitation Sciences	Takeshi Hisada** Ext. 8944 E-mail hisadat@	Research on the pathophysiology of respiratory diseases and the therapeutic effect on diseases, which rehabilitation should be applied, using physiological and biomolecular technique. One of the study target is the interaction between the effect of rehabilitation and omega-3 fatty acid-derived lipid mediators on respiratory inflammatory diseases, such as COPD, pulmonary fibrosis and asthma.
		Takehiko Yamaji * Ext. 8948 E-mail tyamaji@	<ul style="list-style-type: none"> · Gate Analysis · Biosignal processing · Development prosthesis and brace
		Shinichi Mitsui Ext. 8950 E-mail smitsui@	One of my research interests is the effects of pair bonding on psychological disorders and neurological diseases. We have been analyzing some kinds of disease models of monogamous prairie voles using ethological, pharmacological, and immunohistochemical techniques. Another research interest is molecular basis underlying intellectual disability. We have been investigating the functions of motopsin, the loss of which function causes severe intellectual disability in human, using genetically modified mice and cell biological techniques.
		Bumsuk Lee Ext. 8954 E-mail leebumsuk@	Research on Evaluation and intervention of Occupational Therapy especially for physical dysfunction. 1) Upper extremity function analysis using accelerometer and pressure sensors, 2) OT for visuospatial neglect after stroke, and 3) Evaluation of physical activity and sleep using Actiwatch.
		Yukio Fujita Ext. 8975 E-mail yfujita@	<ul style="list-style-type: none"> ① Neuropathology of neurodegenerative diseases ② Gait analysis in neuromuscular disease
Applied Rehabilitation Sciences	Research on Applied Rehabilitation Sciences	Tsuyoshi Tajika Ext. 8945 E-mail tajika@	<ul style="list-style-type: none"> 1. Ultrasonographic evaluation of musculoskeletal disorder 2. Epidemiological study of musculoskeletal disorder (Evaluation of risk factors for onset of musculoskeletal disorder) 3. Multi-faceted evaluation of physical therapy intervention in musculoskeletal disorder
International/Community Health Rehabilitation Sciences	Research on International/Community Health Rehabilitation Sciences	Senichiro Kikuchi Ext. 8939 E-mail senichiro@	Researches on 1.Near Intra-Red Spectroscopy study for healthy volunteers and the people who have psychiatric problems, 2.development of cerebral activity examination suitable for occupational therapy, and3.neuropsychology tests for epilepsy
		Tetsuya Yamagami Ext. 8799 E-mail yamagami@	<ul style="list-style-type: none"> 1. Rehabilitation for elderly people with dementia 2. Preventive long-term care and health promotion 3. Community-based rehabilitation

Supervisor marked with * will be expected to retire on March 31, 2027.

Supervisor marked with ** will be expected to retire on March 31, 2028.

Access to Gunma University (Showa Campus)

○ Address

Gunma University Course of Medical Sciences in Graduate School of Health Sciences

3-39-22 Showa-machi, Maebashi City, Gunma 371-8511, Japan

TEL. +81-27-220-7797 (Admissions Section, Educational Affairs Office)

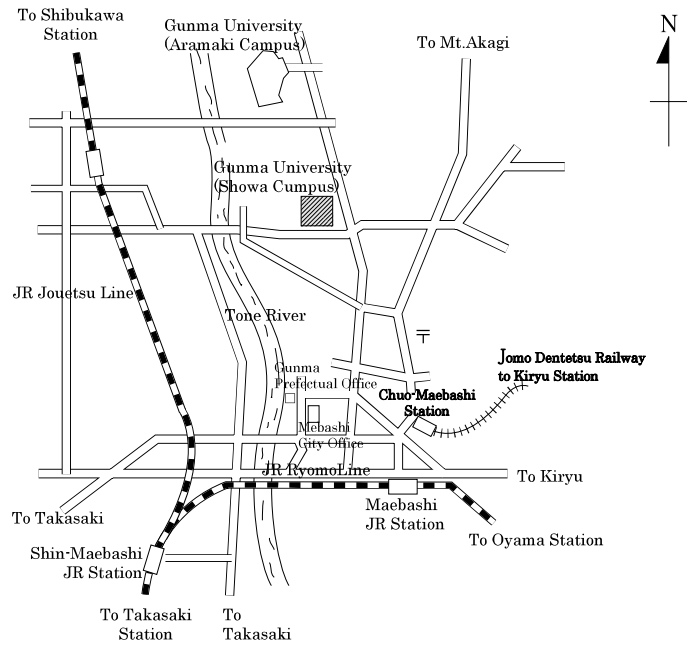
○ Public Transportation

Bus Stop (boarding)		Distination	Bus Stop (getting off)	Time required	Notes
JR Ryomo Line Maebashi station, North Exit	Bus Stop 2	<ul style="list-style-type: none"> • Bound for Gunma University Hospital • Bound for Aramaki Campus via Gunma University Hospital (including via Nankitsudanchi) 	Gundai Byouin	about 15min	Kan-etsu Transportation
		<ul style="list-style-type: none"> • Bound for Shibukawa station (including via Gunma University Aramaki Campus) • Shibukawa City Circular Bus bound for Shibukawa station (via Gunma University Aramaki Campus) • Bound for Gunma Children's Medical Center (including via Gunma University Aramaki Campus) 	Gundai Byouin Iriguchi	about 13min by bus and 6min by walk	Kan-etsu Transportation
JR Jouetsu Line front of Shibukawa Station		<ul style="list-style-type: none"> • Bound for Maebashi station (including Shibukawa City Circular Bus, via Gunma University Aramaki Campus) 	Gundai Byouin Iriguchi	about 30min by bus and 6min by walk	Kan-etsu Transportation

※ There is no public transport from JR Gunmasouja Station and JR Shinmaebashi Station.

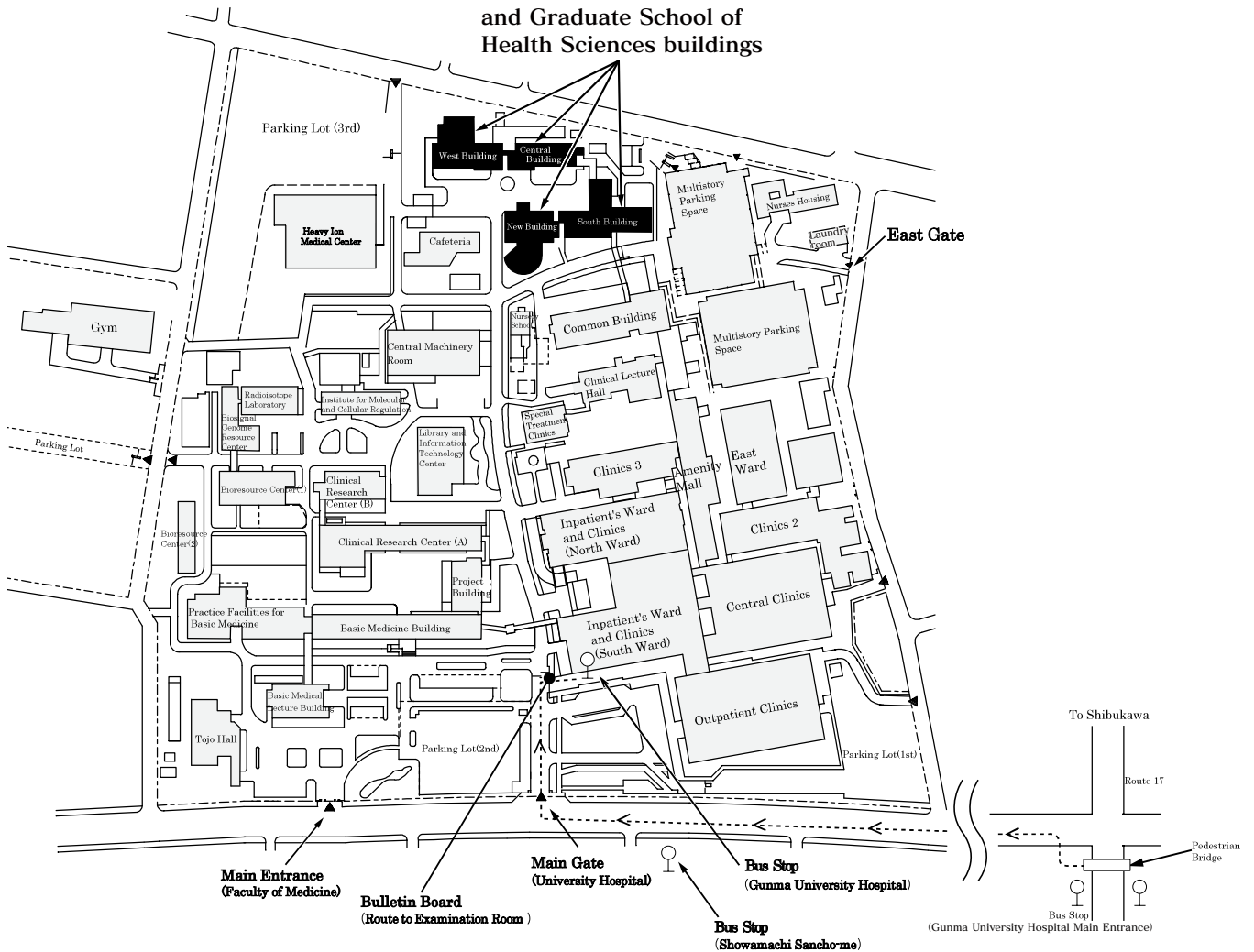
※ Please arrive at your examination place with time to spare at the specified time, after checking the latest information.

[Location Map]



Showa Campus Map

School of Health Sciences and Graduate School of Health Sciences buildings



出 願 書 類

Application Forms

2026年10月入学群馬大学大学院保健学研究科 保健学専攻博士後期課程(博士課程)入学試験願書

様式 1
(Form-1)

October Admission for 2026 Gunma University the Graduate School of Health Sciences
Doctoral Program Application Form

受験番号 Examinee's number	※ここは記入しないでください Don't fill in this column
---------------------------	---

	【WHOと協働した育成プログラム】						
	<p>★国費外国人留学生としての入学を希望する場合は、あらかじめ、昭和地区事務部学務課入学試験係までご相談ください。</p> <p>★If you wish to enroll as a Japanese Government Scholarship student, please contact the Admissions Section noted on page 26(1) in advance.</p>						
フリガナ Pronunciation in katakana 氏名 Name	性別 Gender	男 Male 女 Female	写真 Photo 1 たて4cmよこ3cm、上半身脱帽、正面向、出願前3か月以内に単身で撮影したもの。 2 写真の裏面に氏名を記入してから、貼ってください。				
生年月日 Date of Birth	西暦 A.D.	年 Year	月 Month	日 Day			
志望する領域、教育研究分野 特別研究担当、教員名 Preferred study area educational research field, supervisor's name	領域, Area		分野, Field				
特別研究担当教員名 Supervisor's name	継特別研究担当教員※ Successor's name※						
※ */**印のある特別研究担当教員を希望の場合、当該教員と相談の上で、退職後に指導を引継ぐ予定の特別研究担当教員にも連絡を事前にとってください。 If you wish to ask a supervisor marked with * and **, please contact a successor in consultation with the supervisor.							
本人の住所(入試に関する 確実な連絡先を記入) Examinee's address (Fill in the exact address for receipt of the test information)	〒	TEL 携帯 Mobile E-mail		国籍外国籍の方のみ記入) Nationality			
本人以外の入試に関する 連絡先(家族等) Contact address of a person other than the examinee (e.g. family) for the information on the entrance examination	氏名 Name	住所 Address	続柄 Relationship	TEL			
出身大学等 (出願資格に 該当する出身 大学院等を記入) Your graduate school (Fill in the names of your graduate school falling under the application eligibility.)	(1) 大学院修了(見込み者) Expected Graduate	国立 National	公立 Public	私立 Private	その他 Other	修了 Completion	
西暦 A.D.	年 Year	月 Month	大学大学院 Graduate School of		研究科 School of	専攻 修了見込み Major Expected completion	
(2) 上記(1)以外の者 Other than the above (1)	西暦 A.D.	年 Year	月 Month	()学位 取得見込み () degree Expected to acquire		取得 Acquired	
勤務先名 Place of employment	〒			TEL	職名 Job title		
勤務先所在地 Office location	〒 TEL						
※職歴欄は直近のものを記入してください							
履 歴 事 項 Personal records							
学歴 Academic records	年 Year	月 Month	日 Day	年 Year	月 Month	日 Day	高等学校 High school
	年 Year	月 Month	日 Day	年 Year	月 Month	日 Day	
	年 Year	月 Month	日 Day	年 Year	月 Month	日 Day	
	年 Year	月 Month	日 Day	年 Year	月 Month	日 Day	
	年 Year	月 Month	日 Day	年 Year	月 Month	日 Day	
職歴 Work records	年 Year	月 Month	日 Day	年 Year	月 Month	日 Day	
	年 Year	月 Month	日 Day	年 Year	月 Month	日 Day	
	年 Year	月 Month	日 Day	年 Year	月 Month	日 Day	
	年 Year	月 Month	日 Day	年 Year	月 Month	日 Day	
	年 Year	月 Month	日 Day	年 Year	月 Month	日 Day	

(記入上の注意)

- 必要事項は、入力後に印刷または、様式印刷後にボールペンによる記入をしてください。
- 有職者の方は、職歴欄に勤務先及び職業を詳細に記入してください。
- 現住所は、通知・照会等を確実に受けとることができる場所を記入してください。
- ※欄は記入しないでください。
- 学歴欄には研究生、専攻生等の履歴も記入してください。

※主となる特別研究担当教員が退職の際、継ぐ予定の副特別研究担当教員にも連絡を事前にとってください。
(該当者のみ)

(Notes)

- Required information must be entered before printing, or filled in with a ballpoint pen after printing this form.
- Fill in your working place and occupation in detail if you are a working person.
- Fill in the current address where notice, inquiry, etc. can be received without fail.
- Do not fill in the "※box."
- Fill in the "Educational Background box" with your background, such as research student, postgraduate student, etc.

※When a chief supervisor retires, a successor who will take over the responsibility should also be contacted prior to your application. (Only applicable person)

◇Adobe Acrobatにて入力が可能ですが、印刷が思うようにならない場合は、印刷した様式に直接記入してください。
You can fill this out using Adobe Acrobat, but if printing does not work as expected, please fill in the printed form directly.

履 歴 書 (CURRICULUM VITAE)

外国の学校を卒業又は卒業見込みの者のみ記入

The person who graduated or will graduate from a school in foreign countries.
Educational background (学歴)

	Name and Address of School (学校名及び所在地)	Year and Month of Entrance and Completion (入学及び卒業年月)	Duration of Attendances (修学年数)	Diploma or Degree awarded, Major Subject, Skipped years/levels (学位・資格・専門科目・飛び級の状況)
Elementary Education (初等教育)	Name (学校名)	From (入学)	Years (年)	
Elementary School (小学校)	Address (所在地)	To (卒業)	and months (月)	
Secondary Education (中 等教育)	Name (学校名)	From (入学)	Years (年)	
Lower Secondary School (中学校)	Address (所在地)	To (卒業)	and months (月)	
Upper Secondary School (高校)	Name (学校名)	From (入学)	Years (年)	
	Address (所在地)	To (卒業)	and months (月)	
Higher Education (高等教育)	Name (学校名)	From (入学)	Years (年)	*-1
Undergraduate Level (大学)	Address (所在地)	To (卒業)	and months (月)	
Graduate Level (大学院)	Name (学校名)	From (入学)	Years (年)	
	Address (所在地)	To (修了)	and months (月)	
Total years of schooling mentioned above (以上を通算した全学校教育修学年数)		_____ Years and _____ months (年) (月)		
As of September 30, 2026 (2026年9月30日現在)				

Employment Records Begin with the most recent one, if applicable (職歴)

Name and Address of Employer (勤務先及び所在地)	Period of Employment (在職期間)	Position (役職名)	Type of Work (職務内容)
	From To		
	From To		
	From To		

*If the blank spaces above are not sufficient for the information required, please attach a separate sheet.
(注：上欄に書き切れない場合には、適当な別紙に記入して添付すること。)

Notes:

- Exclude kindergarten education or nursery school. (幼稚園・保育所教育は含まれない。)
- Preparatory education for university admission is included in upper secondary school. (いわゆる「大学予備教育」は中等教育に含まれる。)
- If the applicant has passed the university entrance qualification examination, indicate this in the blank with *-1.
(「大学入学資格試験」に合格している場合には、その旨を*-1欄に記入すること。)
- Any school years or levels skipped should be indicated in the fourth column (Diploma or Degree awarded, Major Subject, Skipped years and levels). (Example: Graduated from high school in two years, etc.) (いわゆる「飛び級」をしている場合には、その旨を該当する教育課程の「学位・資格・専門科目・飛び級の状況」欄に記載すること。(例：高校3年次を飛び級により短期卒業))

日付 (Date)

出願者名前 (Name)

出願者署名 (Signature)

Signature should be written by hand-writing.

◇Adobe Acrobatにて入力が可能です。印刷が思うようにならない場合は、印刷した様式に直接記入してください。
You can fill this out using Adobe Acrobat, but if printing does not work as expected, please fill in the printed form directly.

2026年10月入学群馬大学大学院保健学研究科保健学専攻
博士後期課程(博士課程)入学試験 志願理由書

October Admission for 2026 Gunma University the Graduate School of Health Sciences Doctoral Program Application Form
Statement of Purpose

※欄は記入しないでくださいDo not fill in the“※box.”

フリガナ		受験番号 Examinee's Number
氏名 Name		※

志願理由 Statement of Purpose 1/2

◇パソコンで作成した記載事項を様式枠内に切り貼り可ですが、必ず本人の自筆による署名が必要です。
Although it is acceptable to draw up this document on a PC,insert an authentic signature in the“Name” box.

◇Adobe Acrobatにて入力が可能ですが、印刷が思うようにならない場合は、印刷した様式に直接記入するか切り貼りしてください。
You can fill this out using Adobe Acrobat, but if printing does not work as expected, please fill in the printed form directly or cut and paste the documents.

志願理由 Statement of Purpose 2/2

受験番号	※
------	---

2026年10月入学群馬大学大学院保健学研究科保健学専攻博士後期課程(博士課程)入学試験
検定料収納証明書貼付台紙

1. コンビニエンスストアでの支払い

2. クレジットカードでの支払い

『検定料収納証明書』

貼付欄

該当者は、以下の四角枠に○をつけてください。
また、該当者は検定料免除のため、支払いは不要です。

- 出願時において国費外国人留学生(日本政府)である者
- 東日本大震災及び風水害等の災害の罹災者である者
- 本大学院保健学研究科保健学専攻博士前期課程(修士課程)修了見込みの者
- ウクライナ情勢を受けて非難した学生で学長が受け入れを許可した者

3. 海外からFlywireでの支払い

振込証明貼付欄

ここに貼付する

ここに貼付できない場合は、様式6と共に別紙にて提出してください。

◆次のいずれかの方法により支払ってください。

1. コンビニエンスストアでの支払い(パソコンやスマートフォン等のある環境で御利用ください)

- (1) 12頁「群馬大学大学院検定料払込方法」を参照の上、支払ってください。なお、支払手数料は支払人の負担となりますので、留意してください。
- (2) 支払後、レジにて受け取った「入学検定料・選考料 取扱明細書」の「収納証明書」部分を切り取り、本台紙の所定の欄に貼り付けてください。
- (3) 支払期間 2026年 5月1日(金)から 2026年 5月 21日(木)15 時まで(Web サイトでの申込み)は、支払期間終了30分前まで

2. クレジットカードでの支払い(パソコンやスマートフォン等、プリンタのある環境で御利用ください)

- (1) 12頁「群馬大学大学院検定料払込方法」を参照の上、支払ってください。なお、支払手数料は支払人の負担となりますので、留意してください。
- (2) 支払後、「入学検定料・選考料 取扱明細書」を印刷し、「収納証明書」部分を切り取り、本台紙の所定の欄に貼り付けてください。
- (3) 支払期間 2026年 5月1日(金)から 2026年 5月 21日(木)15時まで

(注)※印欄は記入しないでください。

October Admission for 2026 Gunma University the Graduate School of Health Sciences Doctoral Program Application Form
Sheet for Certificate of Examination Fee Payment

1. Payment at Convenience Store
2. Payment by Credit card

Examinee's number	※
-------------------	---

※Please don't fill in this column

Certificate of Payment

Please paste "Certificate of Payment" above.

If you are receiving the Japanese Government (MEXT) Scholarship at the time of application, the examination fee payment is not required. Please submit the document certifying that you are the recipient of the scholarship.

**Fill in a circle in the square.
The applicant doesn't have to pay the examination fee.**

- I am receiving the Japanese Government (MEXT) Scholarship at the time of application.
- I am a sufferer from the Great East Japan earthquake and applying for exemption of the examination fee.
- I am expecting to completion of master's Program (M.S.) in the Graduate School of Health Sciences of Gunma University
- I am a student displaced due to the current situation in Ukraine and granted admission by the president of Gunma University.

3. Online payment from abroad

Payment Reciept

Please paste
"A Copy of Payment Reciept"
here.

If you are unable to attach it here, please submit it on a separate sheet along with Form 6.

Please select one from the following payment methods.

1. Payment at a convenience store (ensure that you have a personal computer or cell phone nearby).
 - (1) Refer to the page 31 when you pay at a convenience store. Payment commissions must be borne by the person who pays the fees.
 - (2) After payment, receive the "Application Fee Statement", detach the "Certificate of Payment" (receipt) portion from it, and paste it on the prescribed place in the "Sheet for Certificate of Transfer Receipt" [Form 3].
 - (3) Payment period: May 1st (Fri.), 2026 to 3:00p.m. (Japan time) on May 21st (Thu.), 2026. When you make payment via the web site, you have to pay 30 minutes before the end of payment period.
2. Payment by credit card (ensure that you have a personal computer or cell phone connected to a printer with A4 paper nearby).
 - (1) Refer to the page 31 when you pay by credit card. Payment commissions must be borne by the person who pays the fees.
 - (2) After payment, print the "Application Fee Statement", detach the "Certificate of Payment" (receipt) portion from it, and paste it on the prescribed place in the "Sheet for Certificate of Transfer Receipt" [Form 3].
 - (3) Payment period: May 1st (Fri.), 2026 to 3:00p.m. (Japan time) on May 21st (Thu.), 2026.

この受験票は、出願受理の手続き終了後、入学試験係より出願者へ返送用封筒にて返送しますので、入学試験当日に必ず持参してください。
This admission ticket will be returned to applicants by the Admissions Office in a return envelope after the application acceptance process is complete. Please be sure to bring it with you on the day of the entrance examination.

様式4
(Form-4)

2026年10月入学群馬大学大学院保健学研究科
保健学専攻博士後期課程(博士課程)入学試験

October Admission for 2026 Gunma University
the Graduate School of Health Sciences,
Doctoral Program Application Form

一般入試
社会人入試
留学生入試

For general
For working people
For international
students

受験票

Examination Admission
ticket

(注)出願する選抜を○で囲んでください。
(Note) Circle the test of your choice

受験番号 Examinee's number	※	<p>[受験上の注意]</p> <p>1 受験者は本受験票を携帯してください。 2 課せられた所定の試験科目等は、全て受験しないと失格となります。</p> <p>[Instructions]</p> <p>1. Bring this ticket with you. 2. Take all examination subjects required not to fail.</p>
フリガナ Pronunciation in katakana		
氏名 Name		
志望する領域 Preferred study area		
志望する 教育研究 分野 Preferred study field		

(注)※印欄は記入しないでください。(Note) Don't fill in the columns with the mark ※

切りとらないでください。(Don't cut out)

様式5
(Form-5)

2026年10月入学群馬大学大学院保健学研究科
保健学専攻博士後期課程(博士課程)入学試験

October Admission for 2026 Gunma University
the Graduate School of Health Sciences,
Doctoral Program Application Form

一般入試
社会人入試
留学生入試

For general
For working people
For international
students

照合票

Photograph
Verification Card

(注)出願する選抜を○で囲んでください。
(Note) Circle the test of your choice

受験番号 Examinee's number	※	<p>写真 Photo</p> <p>(全体のにりをつけて貼ってください。)</p> <p>(Stick the photo by spreading paste all over the surface.)</p> <p>1. 4cmよこ3cm 上半身、脱帽、正面向、 出願前3か月以内に 単身で撮影したもの。</p> <p>2. 写真の裏面に氏名を 記入してから、貼って ください。</p> <p>1. 4cm in height and 3cm in width, upper body without a cap/hat, face front taken alone within 3months prior to application.</p> <p>2. Write your name on the back of the photo before pasting.</p>
フリガナ Pronunciation in katakana		
氏名 Name		
志望する領域 Preferred study area		
志望する 教育研究 分野 Preferred study field		

(注)※印欄は記入しないでください。(Note) Don't fill in the columns with the mark ※

2026年10月入学群馬大学大学院保健学研究科
 保健学専攻博士後期課程(博士課程) 入学試験 希望する研究の概要
 Applicant's Study Plan for October Admission for 2026 Gunma University
 the Graduate School of Health Sciences Doctoral Program Application Form

様式 6
 Form 6

本用紙1枚で足りない場合は、もう一枚様式6を追加記入してください。
 Add one more sheet of this form for additional writing.

※欄は記入しないでくださいDo not fill in the“※box.”

フリガナ		受験番号 Examinee's Number
氏名 Name		※
指導希望教員との事前連絡 Contact a supervisor prior to application (いずれかに✓をつけてください Please place a ✓ mark)	済 (Yes) 未 (No)	特別研究担当教員 Supervisor's name
▶上の指導教員から引き継ぐ予定の指導教員との事前連絡 Contact another supervisor (after retirement of the supervisor) prior to application [*] (いずれかに✓をつけてください Please place a ✓ mark)	済 (Yes) 未 (No)	▶引継ぎ特別研究担当教員 Supervisor's name who will take over after retirement [*]

▶入学後に行いたい研究内容の概要を、指導希望教員と相談の上、記入してください。
 Consult with the supervisor of your preferred study field in advance and write the outline of your preferred study.

◇パソコンで作成した記載事項を様式枠内に切り貼り可ですが、必ず本人の自筆による署名が必要です。
 Although it is acceptable to draw up this document on a PC, insert an authentic signature in the "Name" box.

◇Adobe Acrobatにて入力が可能ですが、印刷が思うようにならない場合は、印刷した様式に直接記入するか切り貼りしてください。
 You can fill this out using Adobe Acrobat, but if printing does not work as expected, please fill in the printed form directly or cut and paste the documents.

[*] * または * * 印のある特別研究担当教員を希望の場合は、当該教員と相談の上で、退職後に指導を引継ぐ予定の特別担当指導教員へも事前連絡を取ってください。
 [*] If you wish to be supervised by a faculty member marked with * and **, please consult with that faculty and also contact in advance the faculty who is scheduled to take over after their retirement.

群馬大学長 殿
To the President of Gunma University

年月日 (Date)

年 月 日
Year Month Day

フリガナ (Pronunciation in Katakana)
氏 名 (Name)

生年月日 (Date of birth) (西暦) 年 月 日 生 満 歳
A.D. Year Month Day years of age

現住所 (Current address) 郵便番号
Zip code

電話番号 (Telephone number) - -

携帯電話 (Mobile phone number) - -

E-mail: _____

入学資格審査申請書 (Application for the screening for admission requirements)

私は、2026年10月入学群馬大学大学院保健学研究科保健学専攻博士後期課程(博士課程)の入学試験を受験したいので、下記により入学資格審査をお願いします。

記

1 該当する入学資格審査

次のどちらかの審査に該当するかについて、当該項目の番号を○で囲んでください。

- (1) 大学を卒業し又は外国において学校教育における16年の課程を修了した後、大学、研究所等において2年以上研究に従事した者で、本大学院において、当該研究の成果等により、修士の学位又は専門職学位を有する者と同等以上の学力があると認めたもの
- (2) 大学院において、個別の入学資格審査により、修士の学位又は専門職学位を有する者と同等以上の学力があると認めた者で、2026年9月30日までに24歳に達するもの

2 希望する領域名 ()

3 希望する教育研究分野 ()

4 指導を希望する「特別研究」担当の教員名[*]

(特別研究指導教員)

(引継特別研究指導教員[*])

5 添付書類

本申請書に添付した書類について、下記の該当の記号を○で囲んでください。

- ア 研究歴・就業歴等報告書(本要項添付の用紙(様式8)によります。)
- イ 研究業績又はその他の顕著な業績がある場合は、その業績(論文等)
- ウ 最終学校の卒業又は修了証明書(原本であること。コピーは不可。海外の方へは、原本を受験票とともに返送します。)
- エ 最終学校の成績証明書
- オ その他の書類 ()

※様式7-2の履歴事項も記入願います。

[*] *または**印のある特別研究担当教員を希望の場合、当該教員と相談の上で、退職後に指導を引継ぐ予定の特別研究担当教員にも連絡を事前にとってください。

◇Adobe Acrobatにて入力が可能です。印刷が思うようにならない場合は、印刷した様式に直接記入してください。

年月日(Date): 年 月 日
Year Month Day

群馬大学長 殿
To the President of Gunma University

フリガナ (Pronunciation in Katakana)
氏 名 (Name)

生年月日 (Date of birth) (西暦) 年 月 日生 満 歳
A.D. Year Month Day years of age

現住所 (Current address) 郵便番号
Zip code

電話番号 (Telephone number) — —
携帯電話 (Mobile phone number) — —
E-mail

入学資格審査申請書 (Application for the screening for admission requirements)

Since I would like to take an entrance examination for the Graduate School of Health Science (Doctoral Program), Gunma University, for October Admission in 2026, I would like to request screening for admission requirements under the following conditions.

1. Circle the applicable number (1) or 2)) of the items described below.
 - (1) Applicants who have been engaged in a research for at least two years at university or research institute after graduating from a university or completing 16 years of school education outside Japan, and whom our graduate school has admitted a scholastic ability comparable to people with a Master's degree or a professional degree due to the research achievements.
 - (2) Applicants whose scholastic ability have been deemed by individual pre-admission screening to be at least equivalent to that of a university graduate and who will reach the age of 24 by September 30, 2026.
2. Your preferred unit ()
3. Your preferred study field ()
4. Name of the supervisor of the "special study" you would like to receive guidance [*] (Supervisor's name) (Successor's name[*])
5. Attached documents
Circle the applicable numbers(a)to (d)of the documents attached to this application.
 - a. Reports on research history and work history (using Form-8 attached to this guideline).
 - b. Research results or other noted accomplishments such as literature, if any.
 - c. Proof of graduation from or completion of your highest level of schooling. (Must be original. Copies are not acceptable. The original shall be returned with the examination admission ticket.)
 - d. Academic transcript of your highest level of schooling.
 - e. Other documents.

※Please also fill in the next page (Personal records of form 7-2).

[*]If you wish to ask a supervisor marked with * and **, please contact a successor in consultation with the supervisor.

◇You can fill this out using Adobe Acrobat, but if printing does not work as expected, please fill in the printed form directly or cut and paste the documents.

履歷事項 Personal records

2026年10月入学群馬大学大学院保健学研究科保健学専攻博士後期課程(博士課程)入学試験October
Admission for 2026 Gunma University the Graduate School of Health Sciences Doctoral Program

(Academic Records)	学 校 名 Name of school		正規の修学期間 Regular period of schooling	入学・卒業・修了 年月 Date of enrollment/graduation (completion)		
	初等教育小学校 Elementary education Elementary school		年 Year	入学 Enrollment	年 Year	月 Month
	中等教育中学校 Secondary education Junior high school		年 Year	入学 Enrollment	年 Year	月 Month
	高 校 High school		年 Year	入学 Enrollment	年 Year	月 Month
	高等教育大学 Higher education University		年 Year	入学 Enrollment	年 Year	月 Month
	大学院 Graduate school		年 Year	入学 Enrollment	年 Year	月 Month
			年 Year			
		計 Total	年 Year			
(Work Records)	期 間 Time period	勤 務 先 等 Place of employment and such				
	年 月 日 Year Month Day					
	年 月 日 Year Month Day					
	年 月 日 Year Month Day					
	年 月 日 Year Month Day					
	年 月 日 Year Month Day					
	年 月 日 Year Month Day					
	年 月 日 Year Month Day					
医療関係の資格・免許等 (Medical and health care qualifications / license)	年 月 日 Year Month Day					
	年 月 日 Year Month Day					
	年 月 日 Year Month Day					
	年 月 日 Year Month Day					
	年 月 日 Year Month Day					

(注)学歴は高校入学から記入すること。ただし、外国の学校を卒業又は卒業見込みの者は、小学校入学から記入すること。
(Note)Provide the academic records starting with enrollment in a high school. If you are an applicant who graduated or will graduate from a foreign school, start with enrollment in an elementary school.

◇Adobe Acrobatにて入力が可能です。印刷が思うようにならない場合は、印刷した様式に直接記入するか切り貼りしてください。
You can fill this out using Adobe Acrobat, but if printing does not work as expected, please fill in the printed form directly or cut and paste the documents.

宛名票 Name and Address Cards

様式9
(Form-9)

◎志願者は本票を学生募集要項記載の出願書類と一緒に必ず提出してください。(こちらからの郵送に使用します。)
◎楷書で丁寧に記入してください。
入試に関する確実な受信場所を記入してください。
場所がアパート、団地等の場合は「様方」の欄にアパート、団地名等記入してください。
※印欄は記入しないでください。

◎Applicant must submit these cards with the application documents mentioned in the Admission Guidelines. (Those will be used for mailing from us.)
◎Fill in these cards neatly and in the block style.
Fill in the place for receiving information about the entrance examination without fail. If the above place indicates a flat or a housing complex, etc., fill in the name of the flat or the housing complex, etc. in the "c/o box".
Do not fill in the "※" box.

整理番号 Reference Number

※

□□□ - □□□□

様方
c/o

様

左欄に、郵便番号、住所、氏名を記入してください。

Fill in your address and name in the left column.

整理番号 Reference Number

※

□□□ - □□□□

様方
c/o

様

左欄に、郵便番号、住所、氏名を記入してください。

Fill in your address and name in the left column.

整理番号 Reference Number

※


□□□ - □□□□

様方
c/o

様

左欄に、郵便番号、住所、氏名を記入してください。

Fill in your address and name in the left column.



周囲は群馬県の象徴である名勝赤城、榛名、妙義の上毛三山を浮彫りさせて大学を囲み、群馬大学の象徴としています。

The above design of “大學 (kanji for university, called ‘daigaku’)” surrounded by the famous picturesque view of three carved mountains which comprise Mt. Akagi, Mt. Haruna, and Mt. Myogi and are called JOMO SANZAN symbolizing Gunma Prefecture is the emblem of Gunma University.