

2024

(令和6年度)

大学院保健学研究科保健学専攻  
博士後期課程（博士課程）

Graduate School of Health Sciences  
(Doctoral Program)

第2次 学生募集要項  
Secondary Application Guidelines

新型コロナウイルス感染症の状況により、選抜方法  
が変更となる可能性がありますので、本学ホーム  
ページで最新情報を確認してください。

Depending on the coronavirus (COVID-19) infection status, our  
selection method might be changed. Please visit our website for  
the latest admission information.



群馬大学

Gunma University

**【群馬大学志願者の入学検定料免除について】**

群馬大学では、東日本大震災及び風水害等の災害に罹災した志願者の進学のを支援する観点から、特別措置として検定料の全額を免除します。

免除の対象となる災害及び被災地域など、免除に関する詳細については、本学のホームページを御覧ください。

[Exemption from the entrance examination fee for Gunma University applicants]

Gunma University takes the special measures of fully exempting from the entrance examination fee to provide an opportunity to get university education for university applicants who are suffering from the Great East Japan Earthquake and other natural disasters damages caused by wind, flood, and so on.

Please refer to our website for more information such as damages and affected areas qualified to exemption.

## 目 次 Table of Contents

○ 群馬大学の教育ポリシー（大学院）	1
○ 保健学研究科保健学専攻博士後期課程（博士課程）	
教育ポリシー	1
1 募集人員	2
2 出願資格	2
3 出願資格の審査等	3
4 出願受付	3
5 出願手続	3
6 障がい等のある入学志願者との事前相談について	7
7 入学者選抜方法	7
8 試験実施日時及び場所	7
9 各試験科目の出題意図	8
10 受験に際しての注意事項	9
11 合格者発表	9
12 入学手続	10
13 追加合格	10
14 入学料免除・徴収猶予及び授業料免除・徴収猶予	10
15 奨学金	11
16 教育方法の特例	11
17 長期履修学生制度	11
18 入試情報の開示	12
19 入学志願者の個人情報保護	12
○ 群馬大学大学院 検定料払込方法	13
○ 概要	14
○ 特別研究担当教員及び主な研究課題（博士後期課程）	15
○ 所在地及び交通案内	18
○ 出願書類	

○ Admission Policy of Gunma University Graduate School	21
○ Admission Policy of Gunma University The Graduate School of Health Sciences (Doctoral Program)	21
1 Number of students recruited	22
2 Application eligibility	22
3 Screening of application eligibility	23
4 Application period	23
5 Application procedures	23
6 Preliminary Consultation for Applicants with Disabilities, etc.	28
7 Selection methods	28
8 Examination date and venue	28
9 The aim of each examination subjects	29
10 Exam Instructions	30
11 Announcement of Successful Applicants	30
12 Admission Procedures	31
13 Additional admission	31
14 Exemption and Postponement of Admission Fee and Tuition Fee Payment	31
15 Scholarship	32
16 Special measures for educational method	32
17 System for long-term degree completion	32
18 Information disclosure about entrance examination	33
19 Protection of the Personal Information about the Applicants for Admission etc.	33
○ GUNMA UNIVERSITY How to make Payment of Examination Fee at Convenience Store or by Credit Card	34
○ The Outline of The Graduate School of Health Sciences	35
○ Supervisors and their main contents of research (Doctoral program)	36
○ Access to Gunma University (Showa Campus)	40
○ Application Forms	

※ All the dates noted in this application guidelines are Japan Standard Time (JST).
-------------------------------------------------------------------------------------

# Admission Policy of Gunma University Graduate School

Admission policy

~ We seek the following applicants ~

We seek applicants who have academic skills and capabilities required by the graduate schools or institutes according to their programs or specialties. Applicants should be motivated to contribute to the development of society through research and practice.

## Admission Policy of Gunma University The Graduate School of Health Sciences (Doctoral Program)

— Our Doctoral Program is recruiting for the following applicants. —

<Objectives of human resource development>

1. People who can practice creative or interdisciplinary researches in the health care and welfare fields.
2. People who can practice a high degree of education in the health care and welfare fields.
3. People who have a high level of expertise and technique in health sciences and will become a leader in the health care and welfare fields.
4. People who can engage in guidance, education and research in the international health care and welfare fields.

<Capabilities and qualities required for enrolled students>

1. People who have the master's level of health care and welfare expertise and research experience.
2. People who have the communication and language skills necessary to promote research from a global perspective and disseminate the results widely.
3. People who are willing to contribute to society as researchers, educators, or highly-skilled professionals in the fields of health care and welfare.

<Basic policy for selecting enrollment>

This major will conduct the following entrance examinations for selecting students with the grounding listed above and make a comprehensive judgment by the results of an academic examination (foreign language (English)), achievements including a thesis submitted at the end of the master's program or an academic paper published as the first author, an oral examination, and academic achievements. In the oral examination, questions regarding expertise knowledge and research skills will be asked individually.

○ General entrance examination, Entrance examination for working people, and Entrance examination for international students

The foreign language (English) examination will be imposed to evaluate “ability to read and comprehend literature in English” (Capabilities and qualities required for enrolled students 2). Moreover, an oral examination will be imposed to evaluate “expertise knowledge, research ability, research plan, and the aptitude and motivation as a researcher or highly-skilled professional” (Capabilities and qualities required for enrolled students 1-3). Furthermore, the application documents will be added for a comprehensive judgment.

## 1 Number of students recruited

Major	Area	Number of students recruited
Health Sciences	Nursing Laboratory Sciences Rehabilitation	} 3

(Note 1) The number of students recruited includes the students admitted through the entrance examination for working people and international students.

(Note 2) Contact the supervisor (see pages 36-39) prior to the application and make sure to consult him/her on what you would like to study after admission.

When you are not able to contact the supervisor, please contact the Admissions section, see page 27, (1).

## 2 Application eligibility

### (1) General entrance examination

Applicants need to fall under any of the following provisions.

- 1) A person who has or is expected to have a master's degree or a professional degree by March 2024.
- 2) A person who has obtained or is expected to obtain a master's degree or a degree equivalent to a professional degree by March 2024.
- 3) A person who has completed the subjects in Japan by the correspondence education provided by a foreign educational institute, and has obtained or is expected to obtain a master's degree or a degree equivalent to a professional degree by March 2024.
- 4) A person who has completed a course in Japan, separately designated by the Minister of Education, Culture, Sports, Science and Technology (MEXT), of an foreign educational institute considered to have a program of graduate school of foreign country and has obtained or is expected to obtain a master's degree or a degree equivalent to a professional degree by March 2024.
- 5) A person who has completed the course of the United Nations University, and has obtained or is expected to obtain a degree equivalent to a master's degree by March 2024.
- 6) A person who has taken a course of foreign school, the designated educational institute stipulated in the item 4 or the United Nations University, and have passed a screening test equivalent to the evaluation of basic skill for doctoral thesis research, and has been proved to have an academic ability comparable to people with a master's degree.
- 7) A person specified by the Ministry of MEXT.  
A person who has been engaged in a research for at least two years at university or research institute after graduating from a university or completing 16 years of school education outside Japan, and has been recognized by our graduate school to have an academic ability equal or more to a master's degree or a professional degree due to its research achievements.
- 8) A person whose scholastic ability has been admitted by individual pre-admission screening to be at least equivalent to that of a person with a master's degree or a professional degree and who will reach the age of 24 by March 31, 2024.

### (2) Entrance examination for working people

People who are permitted to apply for the entrance examination need to meet any of the preceding application eligibility for (1) General entrance examination, and who have work experience of a total of at least three years at any medical, health care or welfare institution, educational and research institution, public office or business institution by March 31, 2024 and will still continue to work even after enrollment, and will reach the age of 24 by the said date.

### **(3) Entrance examination for international students**

Foreign people without Japanese citizenship are permitted to apply for the entrance examination when they have or are expected to have a status of residence which is not interfering with university admission, and have not obtained permanent residency in Japan and fall under any one of the application eligibilities for general entrance examination.

## **3 Screening of application eligibility**

A person (including applicant for entrance examination for working people), who intends to apply under the provisions of the applicant eligibility 7) and 8), needs to receive certification for the application eligibility by taking our pre-admission screening prior to the application.

We evaluate applicants who try to apply for the entrance examination pursuant to the preceding applicant eligibility 8) based on the following criteria.

“Applicants who graduated from a university, junior college, or completed the course of specialist course of Specialized Training College, technical college, or fourteen years of school education outside Japan, and subsequently have a total of at least five years’ work experience (at least three years for university graduates) in a medical/health care/welfare institution, educational research institution, civil service, or private enterprise by the time of enrollment and who have been recognized to have a academic ability comparable to people with a Master’s degree due to their academic papers, books, and publication of research findings”

The screening result will be notified to the applicant by December 14 (Thu.), 2023.

#### **(1) Deadline for application**

Due not later than November 22 (Wed.), 2023.

#### **(2) Documents to be submitted**

(a) Application form for admission eligibility (Form 7 attached to this guideline).

※ Duplex printing required.

(b) Reports on research history and work history (using Form 8 attached to this guideline).

(c) Research results or other noted accomplishments such as literature, if any.

(d) A certificate of graduation or completion issued by the applicant’s highest level of schooling.

(e) Academic transcript issued by the applicant’s highest level of schooling.

#### **(3) Application documents should be sent to:**

Admissions Section, Educational Affairs Office, Administration Division, Showa Campus of  
Gunma University, 3-39-22 Showa-machi, Maebashi City, Gunma 371-8511, JAPAN  
TEL. +81-27-220-7797

## **4 Application period**

Application documents must arrive during the period from December 15 (Fri.), 2023 to December 21 (Thu.), 2023 by mail.

Bringing application documents in person or by proxy is not acceptable.

(Note) No application documents are accepted after the application period. Applicants need to send the application documents with full liability of the necessary days for mail delivery.

## **5 Application procedures**

Applicants need to send the following application documents by registered express mail to the Admissions Section, Educational Affairs Office, Administration Division, Showa Campus of Gunma University shown on page 27 (1) with stating in red on the surface of the envelope the fact that the application documents for the Graduate School of Health Sciences (Doctoral Program), Gunma University are enclosed.

<Application documents> (those written in a foreign language other than English need to come with the English or Japanese version.)

Documents	Applicants concerned	Outline
1 Application Form and Curriculum Vitae [Form-1]	All applicants	Use our prescribed form on duplex printing. A prescribed photo needs to be attached to the application for admission. Applicants who have graduated or will graduate from (completed) a foreign school need to complete the curriculum vitae on the reverse side.
2 Statement of Purpose [Form-2]	International student entrance exam	A statement written by the applicant describing reasons for the application to the Graduate School of Health Sciences (Doctoral Program), Gunma University (The number of characters is not limited.) ※ Duplex printing is required.
3 Examination fee JPY 30,000 * Applicants who are completing our Master's Program (M.S.) in the Graduate School of Health Sciences of Gunma University and will enter the Doctoral Program shall be exempt from the examination fee. * If you are a Japanese Government (MEXT) Scholarship student at the time of application, you don't need to pay the examination fee. If applicable, please submit documents proving that you are a Japanese Government (MEXT) Scholarship student.	All applicants	Please select one from the following three payment methods. <b>1. Payment at a convenience store (ensure that you have a personal computer or cell phone nearby).</b> (1) Refer to the page 34 when you pay at a convenience store. Payment commissions must be borne by the person who pays the fees. (2) After the payment, receive the "Application Fee Statement", detach the "Certificate of Payment" (receipt) portion from it, and paste it on the prescribed place in the "Sheet for Certificate of Transfer Receipt" [Form-3]. (3) Payment period: December 4 (Mon.), 2023 to 3:00 p.m. (Japan time) on December 21 (Thu.), 2023. When you make payment via the web site, you have to pay at least 30 minutes before the end of the payment period. <b>2. Payment by credit card (ensure that you have a personal computer or cell phone connected to a printer with A4 paper nearby).</b> (1) Refer to the page 34 when you pay by credit card. Payment commissions must be borne by the person who pays the fees. (2) After the payment, print the "Application Fee Statement", detach the "Certificate of Payment" (receipt) portion from it, and paste it on the prescribed place in the "Sheet for Certificate of Transfer Receipt" [Form-3]. (3) Payment period: December 4 (Mon.), 2023 to 3:00 p.m. (Japan time) on December 21 (Thu.), 2023. <b>3. Remittance from abroad</b> (1) Please make remittance on a yen basis from a bank teller's window, to the following bank account (a bank transfer fee and an overseas remittance fee must be borne by an applicant). (2) Paste the receipt (a copy is also valid) you receive from a bank on the prescribed place in the "Sheet for Certificate of Transfer Receipt [Form-3]". In addition, please note that, if an excess or a deficiency arises in amount of remittance, the application will not be processed. (3) When you make a remittance, please contact Gunma University, as below. At this time, ensure that you specify your name, the country from which you remit, and your plan in applying for our Doctoral Program. [E-mail: <a href="mailto:kk-mgakumu5@jimu.gunma-u.ac.jp">kk-mgakumu5@jimu.gunma-u.ac.jp</a> ] ○ Bank Account Bank: The Towa Bank, LTD (Bank Code: 0516) Branch: Maebashi Kita Branch (Branch Code: 012) Address: 1-5-2 Kokuryo-cho, Maebashi City, Gunma, 371-0033, JAPAN TEL: +81-27-231-6789 Swift Code: TOWAJPJT Account number: 3169574 (Savings Account)

Documents	Applicants concerned	Outline
3 Examination fee		<p>Name of account: GUNMA DAIGAKU  Address of Acct. holder: 4-2 Aramaki-machi, Maebashi City, Gunma, 371-8510, JAPAN  TEL: +81-27-220-7062</p> <p>(4) Transfer Payment period: December 4 (Mon.), 2023 to 3:00 p.m. (Japan time) on December 21 (Thu.), 2023.  (5) Payment using ATM (Automated Teller Machine), cell phone, or personal computer is not acceptable.</p> <p><b>【Concerning the refund of the entrance examination fee】</b>  ※ In principle, the entrance examination fee will not be refunded, except in the following cases, according to the designated procedures:  ① When an application is not made after paying the entrance examination fee.  ② When the entrance examination fee is paid twice, or the stipulated amount is accidentally exceeded.  ③ When the application documents are not accepted on submission.  Please send the declaration form in which the following details are provided to the Admissions Section in the Showa campus of Gunma University.  We will refund the entrance examination fee later.  Declaration for claiming back the Entrance Examination Fee (Doctoral Program)  1. The reason for claiming back the fee  2. Name  3. Postal Code, Current Address  4. Phone Number and/or E-mail Address  Address for sending the declaration form:  Admissions Section, Educational Affairs Office, Administration Division, Showa Campus of Gunma University, 3-39-22 Showa-machi, Maebashi City, Gunma 371-8511, JAPAN</p> <p>※ If an applicant is receiving the Japanese Government (MEXT) Scholarship at the time of application, the examination fee payment is not required. Please submit the document certifying the recipient of the scholarship.</p> <p>※ Any processing fees will be deducted from the amount to be refunded.  For inquiries regarding the refund of the entrance examination fees, please contact:  Admissions Section, Educational Affairs Office, Administration Division, Showa Campus of Gunma University TEL. +81-27-220-7797</p> <p><b>【Exemption from entrance examination fee】</b>  ※ Applicants who suffered from the Great East Japan Earthquake and disaster from storm and flood will be exempted from the total amount of the examination fee as special measures.  〈Eligible applicants for exemption from entrance examination fee〉  1. Special measures for the Great East Japan Earthquake  (1) The applicants who suffered in the areas where the Disaster Relief Act in the Great East Japan Earthquake has been applied, and who fall under any of the following categories:</p>



Documents	Applicants concerned	Outline
3 Examination fee		<p>① Applicants whose houses, which are owned by payers of school expenses, were completely destroyed, largely destroyed, partially destroyed, or washed away.</p> <p>② Applicants whose payers of school expenses are dead or missing.</p> <p>(2) Applicants whose payers of school expenses have recognized that their domiciles were designated as warning areas, deliberate evacuation areas, areas where it is expected that the residents have difficulties in returning for a long time, areas in which the residents are not permitted to live, and areas in which evacuation orders are ready to be lifted due to the Fukushima Daiichi nuclear disaster.</p> <p>2. Special measures for the disaster from storm and flood</p> <p>(1) The applicants who suffered in the areas where the Disaster Relief Act in the disaster from storm and flood within one year before the application period has been applied, and who fall under any of the following categories.</p> <p>① Applicants whose houses, which are owned by payers of school expenses, were completely destroyed, largely destroyed, partially destroyed, or washed away.</p> <p>② Applicants whose payers of school expenses are dead or missing.</p> <p>(2) For further information or inquiries, please contact: Admissions Office, Educational Division, Gunma University TEL. +81-27-220-7149</p>
4 Sheet for Certificate of Examination Fee Payment [Form-3]	All applicants	Fill out our prescribed form. Paste the "Certificate of Payment" or "Certificate of Transfer Receipt" in the space provided.
5 Examination Admission ticket/ Photograph Verification Card [Form-4.5]	All applicants	Fill out our prescribed form. A designated photo needs to be attached to the Photograph Verification Card.
6 Certificate of (expected) completion	All applicants	A proof of completion issued by president of a school eligible for the application. It is not required for applicants with proof of meeting the application eligibility 7) or 8), or who have completed the Graduate School of Health Sciences (Master's Program), Gunma University.
7 Academic transcript	All applicants	A proof of completion issued by president of a school eligible for the application. It is not required for applicants with proof of meeting the application eligibility 7) or 8), or who have completed the Graduate School of Health Sciences (Master's Program), Gunma University.
8 Master's thesis and such	All applicants	Three sets of works including (a copy of) the Master's thesis and the abstracts (within two sheets of A4 size paper) or three sets of works including (a copy of) the original article published as first author and other supplementary documents, and the abstracts (within two sheets of A4 size paper). However, the applicant who expects to acquire a master's degree must submit three copies of the summary of the master's research plan and research progress (within two sheets of A4 size paper). If you have some research achievements (only first author or first presenter), such as research papers, books, and presentation at the scientific meeting, please submit those research materials with the summary of your research plan and research progress.

Documents	Applicants concerned	Outline
9 Preferred research plan [Form-6]	All applicants	Fill out our prescribed form.
10 Name and Address Card [Form-9]	All applicants	Fill out our prescribed form.
11 Certificate of application eligibility (Photocopy acceptable)	Applicants who meet the foregoing application eligibility 7) and 8)	Applicants who have undergone the pre-admission screening need to submit the proof of the application eligibility.
12 Self-addressed envelope(larger than 120mm × 235mm)	All applicants	A self-addressed envelope with the applicant's name, address, postal code, and for ¥344 (JPY344) stamped. In addition, an applicant from overseas is not required to submit it.
13 The score of TOEFL, TOEIC Listening & Reading Test (open test) or IELTS (Academic Module)	Applicants using the alternative to foreign language examination	Applicants who would like to use TOEFL, TOEIC Listening & Reading Test (open test) or IELTS (Academic Module) as a substitute for foreign language (English) test need to submit any score report of the said tests. The score should be the original sent to the applicant (issued after February 2021). The photocopied score is not acceptable. The original shall be returned with the examination admission ticket.
14 Confirmation of nationality and residence status	Applicant who is foreign national	The documents verifying your nationality and resident status are required to be submitted. The required documents should be; "A copy of the residence certificate without an individual number issued by municipal head but with a nationality, resident status, and period of stay" or "A passport copy on which page includes name, nationality, resident status, and period of stay". An applicant who is expected to obtain a resident status needs to submit the acquisition proof to the Admissions Section immediately after obtaining the residence status.

Note 1 When your former name is used in each certificate, an official document (family register, etc.) to prove the relation between your current name and former name must be attached.

Note 2 Any change in the contents of the application documents is not acceptable after acceptance of the application documents.

Note 3 The accepted application documents are not to be returned for any reason whatsoever.

Note 4 Should the matters described in the application documents not agree with the facts, successful applicants may be revoked.

Note 5 If necessary, we may ask submission of the documents other than the above to confirm the application eligibility.

(1) Mailing Address

Admissions Section, Educational Affairs Office, Administration Division, Showa Campus of GunmaUniversity, 3-39-22 Showa-machi, Maebashi City, Gunma 371-8511, JAPAN

TEL. +81-27-220-7797

E-mail: kk-mgakumu5@jimu.gunma-u.ac.jp

(2) About examination admission ticket

After receipt of application documents and completion of office processing, we will send your examination admission tickets to applicants. If the Examination Admission Ticket has not been delivered to you by January 19 (Fri.), 2024, please contact the above (1) address for application.

## 6 Preliminary Consultation for Applicants with Disabilities, etc.

Gunma University provides academic support to students with disabilities, etc.

If you are disabled, and require special consideration in your studies and examinations, please consult with our university prior to your application.

(1) When to consult:

As the due date for consultation is November 22 (Wed.), 2023, please consult as soon as possible. Please note that we may not be able to accommodate consultation after the deadline.

(2) How to consult:

Please submit a consultation document (its format is optional) by attaching the required documents including a doctor's certificate.

Where necessary, an interview with the persons concerned with the school from which an applicant graduated, or their family, etc. who can speak for the applicant or their position, is conducted in our university.

(3) Consultation document should be sent to:

Admissions Section, Educational Affairs Office, Administration Division, Showa Campus of Gunma University,

3-39-22 Showa-machi, Maebashi City, Gunma 371-8511, JAPAN

TEL. +81-27-220-7797

## 7 Selection methods

We comprehensively evaluate the results of the academic examination of foreign language (English) and the oral examination, achievements including the Master's thesis or achievements including academic papers you have published as first author, and academic performance.

### < International Student Entrance Exam >

We comprehensively evaluate the total results of the foreign language (English) examination, the oral examination, and screening of the documents (reason for applying for our school, the outline of the preferred study, etc.).

## 8 Examination date and venue

(1) Examination date

Examination type	date	Subjects	
		Foreign language	Oral examination
General Examination Examination for working people	February 4 (Sun.), 2024	11:00 a.m. - 12:30 p.m.	2:10 p.m. - 5:00 p.m.
International Student Entrance Exam	February 4 (Sun.), 2024	11:00 a.m. - 12:30 p.m.	2:10 p.m. - 5:00 p.m. Please refer to P30, (2) International Student Entrance Exam Oral examination.

※ Applicants have to be seated 20 minutes before the start time of each examination for taking the instructions.

Foreign applicants can choose questions and answers in English when they take the foreign language (English) test. A foreign applicant who would like to take an exam in English needs to contact the "Admissions Section, Educational Affairs Office, TEL. +81-27-220-7797 E-mail : kk-mgakumu5@jimu.gunma-u.ac.jp" by 5:00 p.m. (Japan time) on November 22 (Wed.), 2023.

(2) Appointed time for gathering and entering the examination room

Not later than 10:30 a.m. ※

※ Applicants who will submit the English test score report such as TOEFL and only take the oral examination must arrive no later than 1:40 p.m.

(3) Test Venue

The Graduate School of Health Science, Gunma University (see the Location Map on page 41 for details).

## 9 The aim of each examination subjects

Foreign language (English) ……The examination measures your reading comprehension of the English literature.

Oral examination……………The oral examination asks specialized knowledge, research capability and study plan of each applicant individually to evaluate the adequacy and motivation as researcher or professional with a high level of expertise.

(1) General entrance examination and Examination for working people

### Foreign language (English)

① Applicants can use any one of English-Japanese dictionary, English-English dictionary or other similar dictionary (excluding electronic dictionary and technical dictionary) at the foreign language (English) test.

② Applicants can substitute a written test of foreign language (English) with submitting any score of TOEFL-PBT (paper-based test), TOEFL-iBT (internet-based test), TOEFL iBT® Home Edition, TOEIC Listening & Reading Test (open test), or IELTS (academic module). The score of TOEFL-ITP (Institutional Testing Program) or TOEFL ITP® Plus for China is also subject to evaluation according to the score of TOEFL-PBT.

Applicants who have submitted any one of TOEFL's official score report, score card, official certificate of TOEIC Listening & Reading Test (open test) or IELTS (academic module) at the time of application can take the "Foreign Language (English)" test also, if they wish. In that case, the better result will be used for evaluation.

The score of TOEFL, TOEIC Listening & Reading Test (open test) or IELTS (academic module) issued after February 2021 (within three years counting backward from the month of entrance examination) shall be valid. You need to submit the original of the score report, score card, or official certificate. The copy is not acceptable. The original shall be returned with the examination admission ticket.

### Examples of test score conversions

Comparison with the score of foreign language (English) examination	90	100	110	120	130	140	150
TOEFL-PBT (incl. ITP, ITP® Plus for China)	500	516	533	550	566	583	600 or more
TOEFL-iBT (incl. Home Edition)	60	67	73	80	87	93	100 or more
TOEIC Listening & Reading Test (open test)	585	635	680	730	780	825	875 or more

Comparison with the score of foreign language (English) examination	95	109	124	138	150
IELTS (Academic Module)	5.0	5.5	6.0	6.5	7.0

### **Oral examination**

We may ask foreign applicants some questions about Japanese proficiency at the oral examination.

#### (2) International Student Entrance Exam

##### **Foreign language (English)**

Please refer (1) ① and ②

##### **Oral examination**

- ① For applicants with difficulty in coming to Japan for oral examination, we may use the results of the interview on the Internet for evaluation. However, the above shall be applied only in the case where the applicants have submitted any score of TOEFL-PBT (paper-based test), TOEFL-ITP (Institutional Testing Program) , TOEFL ITP<sup>®</sup> Plus for China, TOEFL-iBT (Internet-based test), TOEFL iBT<sup>®</sup> Home Edition, TOEIC Listening & Reading Test (open test), or IELTS (academic module).
- ② In principal, the oral examination of the international student entrance examination is held in English. Subsequently, we may ask some questions about Japanese proficiency.
- ③ The examination is held on the same day with the general entrance examination. However, the schedule for the interview on the Internet is determined individually.

#### **<Messages about the International Student Entrance Exam>**

Contact the supervisor you would like to receive guidance (see pages 36-39) prior to the application and make sure to consult him/her on your research plan after admission. Note that most of the lectures are held in Japanese.

#### **<Double applications for the international student entrance examination and the general entrance examination>**

Not acceptable.

## **10 Exam Instructions**

- (1) The examination admission ticket must be brought with you on the examination day.
- (2) Examinees who take the “Foreign Language (English)” must enter the prescribed examination room by 10:30 a.m. Late arrivals for the examination will be accepted to take the examination within 30 minutes after the start of the examination, but the test time shall not be extended.
- (3) No relief measures are taken for any common daily life noises such as test proctor’s footsteps, conversation necessary for invigilation, noises of aircraft, ambulance, car, weather and air conditioning, cough, sneeze, sniffing of applicants around you, short sound of mobile phone or watch, and chime from a nearby building.
- (4) Examinees must take all tests on the examination subjects assigned, or he/she will be disqualified.
- (5) You need to bring your lunch on the day of the examination. (There is no restaurant nearby.)
- (6) When a delay occurs on the public transport on the examination day, please contact :  
Admissions Section, Educational Affairs Office, Administration Division, Showa Campus of Gunma University (TEL. +81-27-220-7797)
- (7) If unexpected incidents (a disaster, an accident, etc.) happen on the day of examination, visit our website (<https://www.health.gunma-u.ac.jp/>) for your reference. In principle, we will not conduct supplementary examinations.

## **11 Announcement of Successful Applicants**

Letters of acceptance will be mailed to successful applicants on February 28 (Wed.), 2024. At the same time, successful examinee’s numbers will be posted on the website of “the Graduate School of Health Sciences, Gunma University” after 10:00 a.m. to the last day for admission procedures. Notice

about the announcement of successful applicants will not be posted in Gunma University campus.

Additionally, any inquiries about selection results by telephone will not be accepted.

## 12 Admission Procedures

The successful applicant is required to read the “admissions guide” enclosed with “the letter of acceptance” carefully and must prepare the (1) fees and documents for the admission procedures, (3) during the period of the admission procedures, and submit them to the (4) place by “mail”.

(1) Fees and documents for admission procedures

① Admission fee: ¥282,000 (JPY 282,000)

Notes: (a) Applicants who are completing the Graduate School of Health Sciences (Master’s Program), Gunma University and will enter the Doctoral Program shall be exempted from the examination fee.

(b) Any revisions to the admission fee during enrollment shall be applied.

(c) Methods for the payment of the admission fee will be informed separately.

(d) The admission fee paid shall not be refunded under any circumstances.

② Examination admission ticket

③ Any additional documents as instructed in the admissions guide

(2) Fees after enrollment

Tuition fee: (First-semester) ¥267,900 (JPY 267,900) (Annual tuition fee: ¥535,800 (JPY 535,800))

Notes: (a) Any revisions to tuition fees during enrollment shall be applied.

(b) Methods for the payment of the tuition fee will be informed separately.

(c) The tuition fee for the second-semester can be paid at the time of paying the tuition fee for the first-semester, if the successful applicant so wishes.

(d) If a person who completes the admission procedures declines the admission by March 31 (Sun.), 2024, the amount equivalent to the tuition fee paid shall be refunded based on his/her request by following the prescribed procedures.

Those who apply for the long-term degree completion (17 of Page 32) only need to pay the admission fee first and each will be noticed about the tuition after fixing its annual fee.

(3) Period of Admission Procedures

○ By mail: The necessary documents must arrive at the university no later than March 11 (Mon.), 2024.

Note: They will be regarded as declining the admission if the admission procedures are not completed by the above deadline.

(4) Mailing address

Admissions Section, Educational Affairs Office, Administration Division, Showa Campus of Gunma University, 3-39-22 Showa-machi, Maebashi City, Gunma 371-8511, JAPAN  
(The third floor of Common Building)

## 13 Additional admission

When the number of enrolled students who have completed the school registration by March 11 (Mon.), 2024 is lower than the number to be admitted, we may fill the enrollment capacity by granting the additional admission. Students granted the additional admission will be informed after 10:00 a.m. (Japan time) on March 12 (Tue.), 2024 by e-mail stated on the application.

## 14 Exemption and Postponement of Admission Fee and Tuition Fee Payment

The admission fee or the tuition fee may be waived in full or by half for admitted students who have difficulty paying due to special circumstances.

Additionally, the collection of the admission fee or tuition fee can be postponed for a certain period

for students who have difficulty paying until the specified deadline.

Inquiries :

Education and Student Support Section, Educational Affairs Office, Administration Division, Showa Campus of Gunma University TEL. +81-27-220-7796

## 15 Scholarship

Student loan is available by Japan Student Services Organization (JASSO) for a person who has difficulty in paying the tuition fee, and who has great academic performance and excellent character.

Additionally, graduate scholarship system of Japan Student Services Organization includes Post-entry Applications (system to apply for scholarship after enrollment) and Prior Applications (system to make a reservation for applying for scholarship before enrollment).

Inquiries :

Education and Student Support Section, Educational Affairs Office, Administration Division, Showa Campus of Gunma University TEL. +81-27-220-7792

## 16 Special measures for educational method

We offer the day and evening courses system for students who have passed the entrance examination for working people, and those in employment who have passed the general entrance examination, if they wish.

Under the system, education is provided at night (from 6:00 p.m. to 9:10 p.m.), on Saturdays, Sundays and national holidays and during summer or other vacation period.

## 17 System for long-term degree completion

The system allows particular students such as students in employment who have difficulty completing the regular course within the formally-stated period of study (3 years) to extend the study period so that they can take and complete the courses systematically over the said period.

Students who would like to use the system need to consult with the supervisor and apply within the application period.

### (1) Eligible students

- 1) Students in employment (or to be employed) who have difficulty sparing time to study or to take lessons due to business assignment,
- 2) Students who have difficulty sparing time to study or to take lessons due to household duties, childcare and/or nursing care,
- 3) Besides these, students who have reasons the Graduate School of Health Sciences approves for application of the said system.

### (2) Long-term study period

The period adding one to three years to the formally-stated period of study (but the school days should not exceed twice as long as the said period of study).

### (3) Tuition fee

The annual tuition fee for the long-term study period is the amount obtained by multiplying the number of years equivalent to the number of the formally-stated period of study (three years) to the prescribed annual tuition fee (JPY 535,800) and then being divided by the number of course term given for a long-term student.

### (4) Application period

From February 21 (Wed.) to March 5 (Tue.), 2024.

### (5) Documents to be submitted

- 1) Application form for the system for long-term degree completion
- 2) Curriculum/study plan under the system for long-term degree completion
- 3) Certificate of enrollment required for a student in employment

- 4) Other documents required by the Graduate School of Health Sciences  
Refer to the guideline enclosed with the letter of acceptance for details.
- (6) Inquiries :  
Graduate Student Section, Educational Affairs office, Showa Campus, Gunma University  
TEL. +81-27-220-7804

## **18 Information disclosure about entrance examination**

The information about entrance examination will be disclosed as follows.

- (1) Disclosure on the website  
The numbers of applicants, examinees, successful examinees and enrolled students, the number of enrolled students by gender  
Release date: May 7 (Tue.), 2024.
- (2) The score of an examinee's foreign language tests are disclosed on demand from the examinee in writing  
Disclosure application period:  
From May 7 (Tue.) to May 31 (Fri.), 2024.
- (3) Inquiries :  
Admissions Section, Educational Affairs Office, Administration Division, Showa Campus of Gunma University  
TEL. +81-27-220-7797

## **19 Protection of the Personal Information of Applicants for Admission.**

Gunma University will acquire personal information about applicants through the application documents submitted and personal information about examinees by carrying out the entrance examination; However, the personal information described above will be used only for the following operations, based on the "Act on the Protection of Personal Information Held by National University Corporation Gunma University".

- (1) For operations (including subordinate operations, such as statistical processing) concerning the selection of newly enrolled students.
- (2) For operations concerning the student advisory function, the student support, and tuition fee collection after the enrollment, as newly enrolled students' data for those who complete the admission procedures.
- (3) For operations (including the improvement of entrance examination, research and analysis of applicants trend, and making various statistical materials) concerning the entrance examination, education and research, student supports, and other things related to university management.

On the announcement of result of investigative research using the personal information, we process all personal data to be unable to identify the individual.

In addition, our university may outsource some operations above to an external company after making the contract concerning the appropriate handling of personal information.



# GUNMA UNIVERSITY

## How to make Payment of Examination Fee at Convenience Store or by Credit Card

Now you can transfer funds to pay for your entrance examination - 24 hours a day - from your nearest Lawson, Ministop, FamilyMart, Seven-Eleven or Credit Card.

### 1 Advance Web Application

Visit the payment site homepage from your computer or cell phone at:

<https://e-shiharai.net/>



※You can not correct or cancel anything once your credit card payment has been made. Please check all your information carefully before you confirm the application.

※If you input the wrong information when trying to obtain your application number, please start again from the beginning and make your payment.

If you are not able to make the required payment before the due date you will receive this deadline upon completing the online application, all the information you had input will be canceled automatically.

### 2 Convenience Store Payment

The application fee cannot be paid through an ATM. Be sure to make your payment at the cash register.

### Credit Card Payment

[13-digit Payment Slip Number]  
払込票番号

Tell the counter staff that you want to make an "Internet shiharai." Then provide your Payment [払込票番号]  
Payment Slip Number

A multifunction copier can not be used to make payment.

[11-digit Customer Number]  
お客様番号  
[4-digit Verification Code]  
確認番号

Touch the "各種サービスメニュー" option  
Various Service Menu

Select the "各種代金 - インターネット受付" button on the touch screen  
All Payments - Internet Reception

Touch the "各種代金お支払い" option  
All Payments

Touch "マルチペイメントサービス"  
Multi-Payment Service

Enter your [お客様番号] [確認番号]  
Customer Number Verification Code

[11-digit Customer Number]  
お客様番号  
[4-digit Verification Code]  
確認番号

Select the "代金支払い" button on the touch screen  
All Payments

Touch the "各種代金お支払い" option  
All Payments

"番号入力画面に進む"  
Advance to the "Entering number" page

Enter your [お客様番号] [確認番号]  
Customer Number Verification Code

It is possible to use a card which carries a name different from that of the applicant. However, please make sure that the information on the basic information page is the applicant's information.

Please select "credit card" for the payment method when making your Web application.

Input your card information.

All of your application information is displayed. Check and Click "確定".

- Make the payment at the register.
- Receive an Application Fee Statement. Detach the Certificate of Payment (receipt) portion.

- Loppi, FamiPort, or K-Station issues a funds transfer receipt. You will need to take this to the cash register within 30 minutes and make the actual payment.
- Receive an Application Fee Statement. Detach the Certificate of Payment (receipt) portion.

- Payment has been completed. Please write down "受付番号" (Receipt Number) and "取納証明書" (Certificate of Payment).

### 3 Application

#### [Paying at Convenience Store]

Affix the receipt portion to "The Certificate of Payment" in the designated location.



Attach Your (Certificate of Payment) to the Application

※When attaching the certificate of payment, be sure to use glue which is suitable for use with thermal paper and pressure-sensitive paper. Please check the glue label.

※In the case that you have made your payment at Convenience Store, it is not necessary to enclose a bank receipt of any kind.

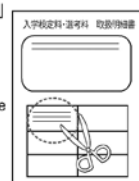
#### [Paying by Credit Card]

After making your payment, please make sure you have access to a printer with paper (A4). Access "申込内容照会" (Inquiry) at e-shiharai.net.

Please [1. Check your card,] [2. Input Receipt Number,] [3. Input your Birth Date (YYYY/MM/DD)], and click "照会する".

Then all of your application information is displayed. Click Blue-button "証明書を発行する".

Affix the cutting portion of "取納証明書" (The Certificate of Payment) in the designated location. Enclose in an envelope with all other necessary application documents.



In the case that you have made your payment using a credit card, it is not necessary to enclose a bank receipt of any kind.

- During payment periods and application periods mentioned in the application documents, you can make a payment anytime. Please confirm from application documents and complete payment in time for the application period.
- On the last date of the payment period, the web application will be closed at 2:30pm, and the final deadline for the information terminal at convenience stores (Loppi, Fami Port, or K Station) will be at 3pm.
- Your inquiry about the payment of the entrance examination fee is not able to be handled at the convenience store. For further information, please check our website.

- Please note that refund is not possible once you have made a payment of Entrance examination fee.
- A fee is added to Examination fee. For further info, please visit our website.
- Please directly contact the credit card company if your card is not accepted.
- It will be announced on our website if either the convenience stores which handle payments or the methods of payment are changed.

## The Outline of The Graduate School of Health Sciences

### Unit, educational and research field

Nursing	Laboratory Sciences	Rehabilitation Sciences
Fundamental Nursing	Basic Laboratory Sciences	Fundamental Rehabilitation Sciences
Applied Clinical Nursing	Applied Laboratory Sciences	Applied Rehabilitation Sciences
International/Community Health Nursing	Global/Community Health Laboratory Sciences	International/Community Health Rehabilitation Sciences

### The Cancer Professionals Training Course

This training has three courses (1. Cancer Genomic Medicine and Nursing, 2. Pediatric, Adolescents and Young Adults (AYAs), and Rare Cancer Nursing Science, 3. Living with Cancer and Quality of Life in Cancer Nursing Science) to cultivate human resources specialized cancer medical services meeting multiple needs.

**(Note) A person who desires to take the course should consult with Academic Advisers of Cancer or Pediatric Nursing prior to application.**

\* See the brochure of our Graduate School of Health Sciences for characteristics of each field, requirements for completion, career options of those who complete graduate school and subjects.

## Supervisors and their main contents of research (Doctoral program)

○Contact Information:

・TEL:+81-27-220-Ext. ・E-mail: Add “gunma-u.ac.jp” after @ mark of the email addresses listed below.

Please make sure to contact a supervisor you would like to receive guidance prior to your application.

### Field of Nursing

Region	Special Research	Contact Information	Main contents of research
Fundamental Nursing	Research on Fundamental Nursing	Atsushi Ozawa Ext. 8659 E-mail ozawaa@	Research on hereditary cancers and lifestyle disease. Epidemiological study and/or basic research to investigate the mechanisms of these disease are available.
		Hiroko Jouboshi Ext. 8924 E-mail hiroko-jo@	Research on clinical judgment model of nurse and verification of effectiveness of nursing skill. Research on basic nursing education and continuing nursing education.
Applied Clinical Nursing	Research on Clinical Nursing	Michiyo Oka Ext. 8926 E-mail michiyooka@	Research on scale development for chronic nursing and support for patients with lifestyle-related diseases and verification of evidence. Through these studies, I will guide on the development of new paradigms to support chronically ill patients.
		Yoshio Ohyama Ext. 8932 E-mail ohyamay@	<ul style="list-style-type: none"> <li>・ Clinical diabetes</li> <li>・ Clinical nutrition for patients with lifestyle-related diseases</li> <li>・ Patient-centered care for patients with lifestyle-related diseases</li> </ul>
		Yuka Kondo Ext. 8982 E-mail yukondo@	Guidance will be given on research subjects related to symptom relief for cancer patients, intervention of relaxation methods for cancer patients, and palliative care for cancer patients and their families.
		Hiroko Kondo Ext. 8984 E-mail hirokok@	<ul style="list-style-type: none"> <li>・ Research on improving the quality of psychiatric nursing</li> <li>・ Research on mental health and self-compassion among the general public and nurses</li> </ul>
		Hiromitsu Shinozaki Ext. 8970 E-mail h_shinozaki@	This course provides opportunities for students to conduct the following research themes. Women's health and Women's health support, Perinatal research, Studies on smoking and passive smoking on pregnant women, and Studies on nutrition.
		Yoko Arai Ext. 8914 E-mail yk-arai@	Supervise research on the development of preventive interventions and systems for perinatal mental health, research on family nursing during child-rearing, and research on high-risk mothers and their children.
		Shiomi Kanaizumi Ext. 8957 E-mail kanaizumi@	Research on nursing and/or collaboration among professionals which contribute to improve quality of life of children and their family. Targeted children might be at any level of health; general children in the community, hospitalized children with diseases, and children who are technology-dependent at home.

## Field of Nursing

Region	Special Research	Contact Information	Main contents of research
International/ Community Health Nursing	Research on International/ Community Health Nursing	Yumi Sato Ext. 8989 E-mail satoy@	<ul style="list-style-type: none"> <li>• Activities of public health nurses</li> <li>• Competences and career developments of public health nurses</li> </ul>
		Shino Oba Ext. 8917 E-mail oba@	<ul style="list-style-type: none"> <li>• Chronic disease epidemiology</li> <li>• Exploring the influence of environmental factors including cigarette smoking, and food and nutrients intake on the risk of various chronic diseases</li> <li>• Researching the preventive behaviors and the motivation of behavioral change</li> </ul>
		Mitsuko Ushikubo ** Ext. 8987 E-mail ushi2@	This track aims to further develop students/researchers who specialize or are interested in home care support and give the guidance to conduct qualitative study on home care nursing, family care, discharge support, multidisciplinary collaboration, end-of-life care, and community support system for individuals with cancer and non-cancer.
		Yoko Uchida Ext. 8931 E-mail yuchida@	We will provide research guidance with the aim of developing a care model and an evaluation method for improving the elderly care model and outcomes that can be applied to the world in super aged society. In addition, we conduct exploratory research on factors related to both mental and physical factors such as cognitive function and urinary function of the elderly. We will clarify these by collaborating with doctors and Interprofessional occupations and reveal new evidence.
		Mio Ito Ext. 8976 E-mail mioito@	This course aims to clarify the problems of geriatric medicine and care for older people, and conducts practical research and education to improve them. Also, this course specializes to dementia care, and provides research guidance to explore care techniques and concepts such as humanitude and disagreement behavioral messages.

Supervisor marked with \*\* will be expected to retire on March 31, 2026.

## Field of Laboratory Sciences

Region	Special Research	Contact Information	main contents of research
Basic Laboratory Sciences	Research on Molecular and Bio-information Sciences	Hiroshi Ohnishi Ext. 8978 E-mail ohnisih@	Our research goal is to elucidate cell signaling mechanisms involved in regulation for the central nervous system. Our current interests are molecular mechanisms of learning and memory, stress response, brain immune system, brain aging, and so on. Students will learn how to conduct basic research with research methods, such as biochemistry, molecular biology, cell biology, imaging, histochemistry, and behavioral analysis.
		Kenji Tago Ext. 8935 E-mail ktago @	We are investigating the novel regulatory mechanisms for signal transduction pathways involving heterotrimeric G proteins and Ras family small GTPases. Using research techniques including biochemistry, molecular biology, and cell biology, we also attempt to clarify the mechanisms how disordered activation of G protein signaling cause the onset of several diseases including cancer, heart disease, diabetes and so on. Our goal is to identify new disease markers and develop therapeutic agents.
		Takayuki Shibata Ext. 8977 E-mail tshibata@	Our main research theme is to create novel diagnostic methods based on the technology of Clinical Chemistry, through the development of color/fluorescent compounds that produce color/light under a certain condition and the development of chromogenic/fluorogenic reactions that react with a certain substance. Students will acquire knowledge and technique regarding high sensitive detection methods for minimal amount of analytes in biological samples.
Applied Laboratory Sciences	Research on Bio-information Sciences	Tomoyuki Yokoyama * Ext. 8951 E-mail tyokoyama@	I teach studies that elucidate the action and mechanism of free fatty acid and lipid metabolism on cardiac function, heart remodeling, arteriosclerosis or respiratory disease, using various methods including animal models, cultured cells, physiology, biochemistry, molecular biology, and immunology.
		Kazuhiro Nakamura Ext. 8943 E-mail knakamur@	Analysis of pathogenesis of neurodegenerative disorders
		Masanao Saio Ext. 8942 E-mail saio@	1) Analysis of cancer cells for nuclear morphological characteristics, amount of DNA, feature of nucleoli, and so on by utilizing mutation analysis, immunohistochemistry, image analysis and so on. 2) Analysis of cyto-morphological findings and characteristics of various cancer cells especially for cannibalism, emperipolesis, and entosis. 3) Basics of Paraffin-embedded tissue section preparation.
		Takayuki Saitoh Ext. 8938 E-mail tsaitoh@	1. Elucidate the role of DNA repair genes in hematologic tumors such as multiple myeloma and acute myeloid leukemia, and develop novel therapies 2. Training of health science data scientists through health science big data analysis in collaboration with Gunma Prefecture
		Hiroki Matsui Ext. 8973 E-mail hmatsui @	<ul style="list-style-type: none"> <li>• Effects of qualitative control of fatty acids on prevention and treatment of lifestyle-related diseases</li> <li>• Pathophysiological analysis using animal model of cardiac hypertrophy, atherosclerosis or pulmonary emphysema, etc.</li> <li>• Integrated risk assessment by combining physiological function tests with blood and urine tests</li> </ul>

Supervisor marked with \* will be expected to retire on March 31, 2025.

## Field of Rehabilitation

Region	Special research	Contact Information	Main contents of research
Fundamental Rehabilitation Sciences	Research on Fundamental Rehabilitation Sciences	Shigeru Usuda * Ext. 8949 E-mail susuda@	1. Analysis of Disablement 2. Physical Therapy for Functional Limitation 3. The Effect of Neurologic Physical Therapy
		Takeshi Hisada Ext. 8944 E-mail hisadat@	Research on the pathophysiology of respiratory diseases and the therapeutic effect on diseases, which rehabilitation should be applied, using physiological and biomolecular technique. One of the study target is the interaction between the effect of rehabilitation and omega-3 fatty acid-derived lipid mediators on respiratory inflammatory diseases, such as COPD, pulmonary fibrosis and asthma.
		Takehiko Yamaji Ext. 8948 E-mail tyamaji@	<ul style="list-style-type: none"> <li>· Gate Analysis</li> <li>· Biosignal processing</li> <li>· Development prosthesis and brace</li> </ul>
		Shinichi Mitsui Ext. 8950 E-mail smitsui@	One of my research interests is the effects of pair bonding on psychological disorders and neurological diseases. We have been analyzing some kinds of disease models of monogamous prairie voles using ethological, pharmacological, and immunohistochemical techniques. Another research interest is molecular basis underlying intellectual disability. We have been investigating the functions of motopsin, the loss of which function causes severe intellectual disability in human, using genetically modified mice and cell biological techniques.
		Bumsuk Lee Ext. 8954 E-mail leebumsuk@	Research on Evaluation and intervention of Occupational Therapy especially for physical dysfunction. 1) Upper extremity function analysis using accelerometer and pressure sensors, 2) OT for visuospatial neglect after stroke, and 3) Evaluation of physical activity and sleep using Actiwatch.
Applied Rehabilitation Sciences	Research on Applied Rehabilitation Sciences	Tsuyoshi Tajika Ext. 8945 E-mail tajika@	<ol style="list-style-type: none"> <li>1. Ultrasonographic evaluation of musculoskeletal disorder</li> <li>2. Epidemiological study of musculoskeletal disorder (Evaluation of risk factors for onset of musculoskeletal disorder)</li> <li>3. Multi-faceted evaluation of physical therapy intervention in musculoskeletal disorder</li> </ol>
		Kazuki Hirao Ext. 8952 E-mail kazuki.hirao@	Study on the development of interventions for people with mental illnesses and those with predisease
International/Community Health Rehabilitation Sciences	Research on International/Community Health Rehabilitation Sciences	Senichiro Kikuchi Ext. 8939 E-mail senichiro@	Researches on 1.Near Intra-Red Spectroscopy study for healthy volunteers and the people who have psychiatric problems, 2.development of cerebral activity examination suitable for occupational therapy, and 3.neuropsychology tests for epilepsy
		Tetsuya Yamagami Ext. 8799 E-mail yamagami@	<ol style="list-style-type: none"> <li>1. Rehabilitation for elderly people with dementia</li> <li>2. Preventive long-term care and health promotion</li> <li>3. Community-based rehabilitation</li> </ol>

Supervisor marked with \* will be expected to retire on March 31, 2025.

## Access to Gunma University (Showa Campus)

### ○ Address

Gunma University Course of Medical Sciences in Graduate School of Health Sciences

3-39-22 Showa-machi, Maebashi City, Gunma 371-8511, Japan

TEL. +81-27-220-7797 (Admissions Section, Educational Affairs Office)

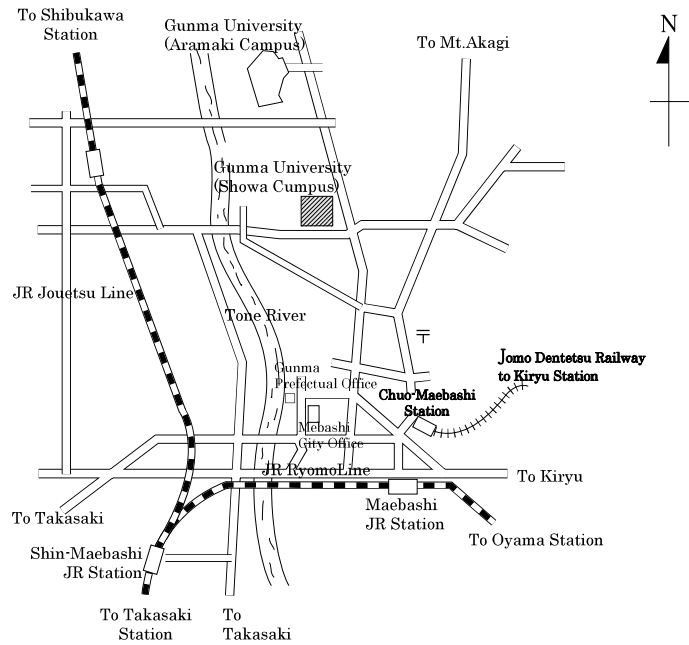
### ○ Public Transportation

Bus Stop (boarding)		Distination	Bus Stop (getting off)	Time required	Notes
JR Ryomo Line Maebashi station, North Exit	Bus Stop 2	<ul style="list-style-type: none"> <li>• Bound for Gunma University Hospital</li> <li>• Bound for Aramaki Campus via Gunma University Hospital (including via Nankitsudanchi)</li> </ul>	Gundai Byouin	about 15min	Kan-etsu Transportation
		<ul style="list-style-type: none"> <li>• Bound for Shibukawa station (including via Gunma University Aramaki Campus)</li> <li>• Shibukawa City Circular Bus bound for Shibukawa station (via Gunma University Aramaki Campus)</li> <li>• Bound for Gunma Children's Medical Center (including via Gunma University Aramaki Campus)</li> </ul>	Gundai Byouin Iriguchi	about 13min by bus and 6min by walk	Kan-etsu Transportation
JR Jouetsu Line front of Shibukawa Station		<ul style="list-style-type: none"> <li>• Bound for Maebashi station (including Shibukawa City Circular Bus, via Gunma University Aramaki Campus)</li> </ul>	Gundai Byouin Iriguchi	about 30min by bus and 6min by walk	Kan-etsu Transportation

※ There is no public transport from JR Gunmasouja Station and JR Shinmaebashi Station.

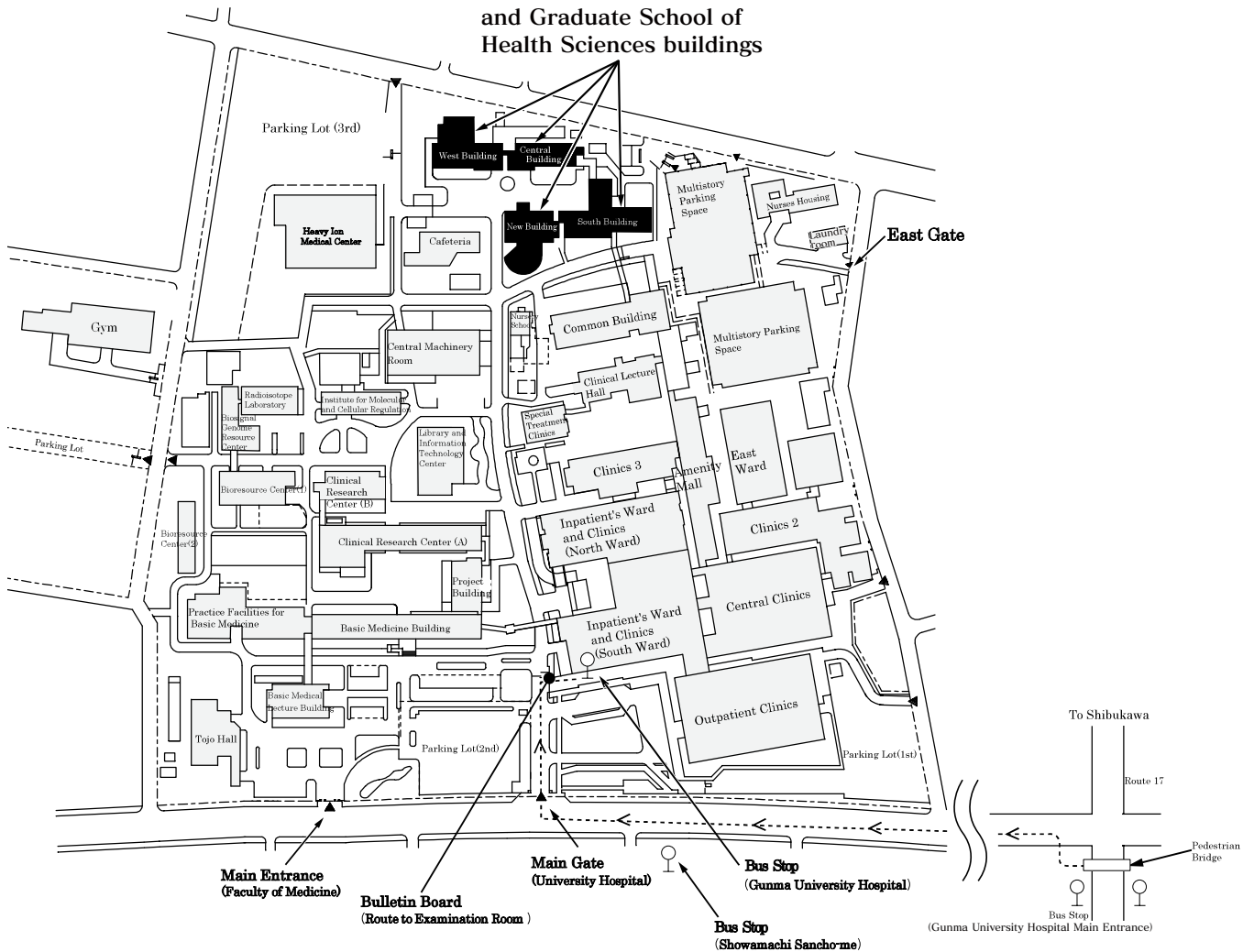
※ Please arrive at your examination place with time to spare at the specified time, after checking the latest information.

# [ Location Map ]



## Showa Campus Map

### School of Health Sciences and Graduate School of Health Sciences buildings





# 出願書類

Application Forms

2024年度群馬大学大学院保健学研究科保健学専攻  
博士後期課程(博士課程)(第2次)入学願書

様式 1  
(Form-1)

2024 Gunma University The Graduate School of Health Sciences  
Doctoral Program (Secondary) Application Form

入試区分 (どちらかに○印をつけてください) Test type (Circle either of the right box)	一般入試・社会人入試・留学生入試 General /for working people/for international students		受験番号 Examinee's number	*
フリガナ Pronunciation in katakana	氏名 Name	性別 Gender	男・女 Male Female	写真 Photo 1 たて4cmよこ3cm、上半身脱帽、正面向、出願前3か月以内に単身で撮影したもの。 2 写真の裏面に氏名を記入してから、貼ってください。  1) 4cm in height and 3cm in width, upper body without a cap/hat, face front, taken alone within three months prior to application. 2) Write your name on the back of the photo before pasting.
生年月日 Date of Birth	西暦 年 月 日 A.D. Year Month Day	年齢 Age	歳 Year old	
志望する領域、教育研究分野 特別研究担当、教員名 Preferred study area, educational research field supervisor's name	領域 Area, 分野 Field 特別研究担当教員名 Supervisor's name			
	がんプロフェッショナル養成コースを希望するか? Would you like to take the Cancer Professional Training Course? はい いいえ <input type="checkbox"/> Yes <input type="checkbox"/> No			
本人の住所(入試に関する 確実な連絡先を記入) Examinee's address (Fill in the exact address for receipt of the test information)	〒 -	TEL 携帯 E-mail	- - -	国籍(外国籍の方のみ記入) Nationality
本人以外の人に関する 連絡先(家族等) Contact address of a person other than the examinee (e.g. family) for the information on the entrance examination	氏名 Name	続柄 Relationship	TEL	- -
	住所 Address	〒 -		
出身大学等 (出願資格に該当する出身 大学院等を記入) Your graduate school (Fill in the names of your graduate school falling under the application eligibility.)	(1) 大学院修了(見込み)者 (Expected) Graduate National Public Private Other 西暦 年 月 日 A.D. Year Month Day 大学大学院 研究科 専攻 Graduate School of School of Major 修了見込み Completion Expected completion			
	(2) 上記(1)以外の者 Other than the above (1) 西暦 年 月 日 A.D. Year Month Day ( )学位 取得見込み ( ) degree Expected to acquire			取得 Acquired
勤務先名 Place of employment			職名 Job title	
勤務先所在地 Office location	〒 -	TEL	- -	
群馬大学大学院保健学研究科保健学専攻博士前期課程(修士課程)在学中の者は現在の学籍番号 Present student ID number if you are in the Graduate School of Health Sciences (Master's Program), Gunma University				
*職歴欄は直近のものを記入してください 履 歴 事 項 Personal records				
学歴 Academic records	年 月 日 ~ 年 月 日 Year Month Day ~ Year Month Day			高等学校 High school
	年 月 日 ~ 年 月 日 Year Month Day ~ Year Month Day			
	年 月 日 ~ 年 月 日 Year Month Day ~ Year Month Day			
	年 月 日 ~ 年 月 日 Year Month Day ~ Year Month Day			
	年 月 日 ~ 年 月 日 Year Month Day ~ Year Month Day			
職歴 Work records	年 月 日 ~ 年 月 日 Year Month Day ~ Year Month Day			
	年 月 日 ~ 年 月 日 Year Month Day ~ Year Month Day			
	年 月 日 ~ 年 月 日 Year Month Day ~ Year Month Day			
TOEFL等の外部英語検定スコアの利用 有 YES・無 NO Use of English Test Score such as TOEFL				
上記で「有 YES」と回答の場合、本学外国語(英語)試験の受験を希望するか 有 YES・無 NO If you selected "YES" on the above column, would you like to take the Exam of Foreign Language (English) held by Gunma University? 注)「無 NO」を選択した場合、出願後の変更は認められません。 *You cannot take the Exam after selecting "NO".				

〔記入上の注意〕

- 1 必要事項は、黒又は青のボールペンを用いて楷書で正確に記入してください。
- 2 就職している者は、勤務先を履歴事項欄に記入してください。
- 3 住所欄は、通知・照会等を確実に受けることができる場所を記入してください。
- 4 \*印欄は記入しないでください。  
外国の学校を卒業又は卒業見込みの者は、裏面(2/2)の履歴書も記入してください。  
\*両面印刷してください。

〔Instructions〕

- 1 A form must be filled out completely using a black or blue ballpoint pen and in standard style.
- 2 An applicant in employment needs to write the place of employment on the personal record column.
- 3 You need to fill in the address you can receive notifications or inquiries for sure on the address column.
- 4 Don't fill in the columns with the mark \*  
Applicants who graduated or will graduate from a foreign school need to complete the resume on the reverse side (2/2).  
\* Duplex printing required.

# 履 歴 書 (CURRICULUM VITAE)

外国の学校を卒業又は卒業見込みの者のみ記入

The person who graduated or will graduate from a school in foreign countries.

Educational background (学歴)

	Name and Address of School (学校名及び所在地)	Year and Month of Entrance and Completion (入学及び卒業年月)	Duration of Attendances (修学年数)	Diploma or Degree awarded, Major Subject, Skipped years/levels (学位・資格、専門科目、 飛び級の状況)
Elementary Education (初等教育)	Name (学校名)	From (入学)	Years (年)	
Elementary School (小学校)	Address (所在地)	To (卒業)	and months (月)	
Secondary Education (中等教育)	Name (学校名)	From (入学)	Years (年)	
Lower Secondary School (中学校)	Address (所在地)	To (卒業)	and months (月)	
Upper Secondary School (高校)	Name (学校名)	From (入学)	Years (年)	
	Address (所在地)	To (卒業)	and months (月)	
Higher Education (高等教育)	Name (学校名)	From (入学)	Years (年)	*-1
Undergraduate Level (大学)	Address (所在地)	To (卒業)	and months (月)	
Graduate Level (大学院)	Name (学校名)	From (入学)	Years (年)	
	Address (所在地)	To (卒業)	and months (月)	
Total years of schooling mentioned above (以上を通算した全学校教育修学年数) As of April 1, 2024 (2024年4月1日現在)			_____ Years and _____ months (年) (月)	

Employment Record. Begin with the most recent one, if applicable (職歴)

Name and Address of Employer (勤務先及び所在地)	Period of Employment (在職期間)	Position (役職名)	Type of Work (職務内容)
	From  To		
	From  To		

\* If the blank spaces above are not sufficient for the information required, please attach a separate sheet.  
((注) 上欄に書き切れない場合には、適当な別紙に記入して添付すること。)

- Notes: 1. Exclude kindergarten education or nursery school. (幼稚園・保育所教育は含まれない。)
2. Preparatory education for university admission is included in upper secondary school. (いわゆる「大学予備教育」は中等教育に含まれる。)
3. If the applicant has passed the university entrance qualification examination, indicate this in the blank with \*-1.  
(「大学入学資格試験」に合格している場合には、その旨を\*-1欄に記入すること。)
4. Any school years or levels skipped should be indicated in the fourth column (Diploma or Degree awarded, Major Subject, Skipped years and levels). (Example: Graduated from high school in two years, etc.)  
(いわゆる「飛び級」をしている場合には、その旨を該当する教育課程の「学位・資格、専門科目、飛び級の状況」欄に記載すること。  
(例: 高校3年次を飛び級により短期卒業))

日付 (Date)

出願者名前 (Name)

出願者署名 (Signature)

2024年度群馬大学大学院保健学研究科保健学専攻(博士課程)(第2次)  
志願理由書

2024 Gunma University The Graduate School of Health Sciences Doctoral Program (Secondary) Application Form  
Statement of Purpose

※欄は記入しないでください  
Do not fill in the "※box."

フリガナ 氏名 Name		受験番号 Examinee's Number ※
--------------------	--	-----------------------------

--	--	--

A large empty rectangular box with a black border, intended for the main content of the document.

受験番号 ※

## 2024年度群馬大学大学院保健学研究科保健学専攻博士後期課程(博士課程)(第2次) 検定料収納証明書貼付台紙

1. コンビニエンスストアでの支払い  
2. クレジットカードでの支払い

『検定料収納証明書』  
貼付欄

3. 海外から送金した場合

振込証明貼付欄

ここに貼付する

- 出願時において国費外国人留学生（日本政府）である者  
（該当者は○をつけてください。検定料は不要です。）
- 東日本大震災及び風水害等の災害の罹災者（検定料免除申請者）である者  
（該当者は○をつけてください。検定料は不要です。）
- 本大学院保健学研究科保健学専攻博士前期課程（修士課程）を修了見込みの者  
（該当者は○をつけてください。検定料は不要です。）

◆次のいずれかの方法により支払ってください。

1. コンビニエンスストアでの支払い（パソコンやスマートフォン等のある環境で御利用ください）
- (1) 13頁「群馬大学大学院検定料払込方法」を参照の上、支払ってください。なお、支払手数料は支払人の負担となりますので、留意してください。
  - (2) 支払後、レジにて受け取った「入学検定料・選考料 取扱明細書」の「収納証明書」部分を切り取り、本台紙の所定の欄に貼り付けてください。
  - (3) 支払期間 2023年12月4日（月）から2023年12月21日（木）15時まで（「Webサイトでの申込み」は、支払期間終了30分前まで）
2. クレジットカードでの支払い（パソコンやスマートフォン等、プリンタのある環境で御利用ください）
- (1) 13頁「群馬大学大学院検定料払込方法」を参照の上、支払ってください。なお、支払手数料は支払人の負担となりますので、留意してください。
  - (2) 支払後、「入学検定料・選考料 取扱明細書」を印刷し、「収納証明書」部分を切り取り、本台紙の所定の欄に貼り付けてください。
  - (3) 支払期間 2023年12月4日（月）から2023年12月21日（木）15時まで
- (注) ※印欄は記入しないでください。



2024年度群馬大学大学院保健学研究科  
保健学専攻博士後期課程（博士課程）

2024 Gunma University The Graduate School of Health  
Sciences Doctoral Program Application Form

〔 一般入試 〕  
〔 社会人入試 〕  
〔 留学生入試 〕  
For general  
For working people  
For international students  
受験票  
(第2次)  
Examination Admission ticket  
(Secondary)  
(注) 志望する選抜を○で囲んでください。  
(Note) Circle the test of your choice

受験番号 Examinee's number	※	[受験上の注意] 1 受験者は本受験票を携帯してください。 2 当日は、試験開始30分前までに試験室に入室してください。 3 試験室では、受験番号と同じ番号の席に着席し、受験票を机右上隅に置いてください。 4 試験開始30分以内の遅刻は認めますが、試験時間の延長は認めません。 5 課せられた所定の試験科目等は、全て受験しないと失格となります。 6 受験の際は、昼食を持参してください。 [Instructions] 1. Bring this ticket with you. 2. Enter the examination room at least 30 minutes before the examination starts. 3. Take a seat of the same number with your Examinee's number and place the ticket on the upper-right corner of the desk. 4. Late arrival not later than 30 minutes after the examination starts is allowed but the test time will not be extended. 5. Take all examination subjects required not to fail. 6. Bring your lunch on the day of the examination.
フリガナ Pronunciation in katakana		
氏名 Name		
志望する 領域 Preferred study area		
志望する 教育研究 分野 Preferred study field		

(注) ※印欄は記入しないでください。(Note) Don't fill in the columns with the mark ※

-----切りとらないでください----- (Don't cut out) -----

2024年度群馬大学大学院保健学研究科  
保健学専攻博士後期課程（博士課程）

2024 Gunma University The Graduate School of Health  
Sciences Doctoral Program Application Form

〔 一般入試 〕  
〔 社会人入試 〕  
〔 留学生入試 〕  
For general  
For working people  
For international students  
照合票  
(第2次)  
Photograph Verification Card  
(Secondary)  
(注) 志望する選抜を○で囲んでください。  
(Note) Circle the test of your choice

受験番号 Examinee's number	※	写真 Photo  (全体にのりをつけて貼ってください。) (Stick the photo by spreading paste all over the surface)	1 たて4cmよこ3cm、上半身脱帽、正面 向、出願前3か月 以内に単身で撮影 したもの。 2 写真の裏面に氏名 を記入してから、 貼ってください。 1 4cm in height and 3cm in width, upper body without a cap/ hat, face front taken alone within three months prior to application. 2 Write your name on the back of the photo before pasting.
フリガナ Pronunciation in katakana			
氏名 Name			
志望する 領域 Preferred study area			
志望する 教育研究 分野 Preferred study field			

(注) ※印欄は記入しないでください。(Note) Don't fill in the columns with the mark ※



# 研究希望計画書

## Preferred research plan

		受験番号 Examinee's number	※
氏名 Name		志望領域 Preferred Area	志望教育 研究分野 Preferred study field
		指導希望教員との事前連絡 Contact the supervisor prior to application (いずれかに○をつけてください Please make circle) 済・未 Yes / No	指導希望教員 Supervisor's name

- (注) 1 本用紙の表面に記入してください(裏面には記入しないでください)。  
パソコンで作成したものを枠内に貼付可。
- 2 入学後に行いたい研究内容の概要を、希望する教育研究分野の教員(15頁~17頁参照)と相談の上、記入してください。
- 3 ※印欄は記入しないでください。

- (Note) 1 Write the outline on the front side of this form (not on the back side). You can paste the outline created by a personal computer within the frame border.
- 2 Consult with the supervisor of your preferred study field (see pages 36-39) in advance and write the outline of your preferred study.
- 3 Don't fill in the columns with the mark\*\*

年月日 (Date) : 年 月 日  
Year Month Day群馬大学長 殿  
To the President of Gunma Universityフリガナ (Pronunciation  
in katakana)  
氏 名 (Name)生年月日 (Date of birth) (西暦) 年 月 日生 満 歳  
A.D. Year Month Day years of age現住所 (Current address) 郵便番号  
Zip code

電話番号 (Telephone number)

携帯電話 (Mobile phone number)

E-mail

## 入学資格審査申請書 (Application for the screening for admission requirements)

私は、2024年度群馬大学大学院保健学研究科保健学専攻博士後期課程（博士課程）（第2次）の入学試験を受験したいので、下記により入学資格審査をお願いします。

記

1 該当する入学資格審査  
次のどちらかの審査に該当するかについて、該当項目の番号を○で囲んでください。

- (1) 大学を卒業し又は外国において学校教育における16年の課程を修了した後、大学、研究所等において2年以上研究に従事した者で、本大学院において、当該研究の成果等により、修士の学位又は専門職学位を有する者と同等以上の学力があると認めたもの
- (2) 本大学院において、個別の入学資格審査により、修士の学位又は専門職学位を有する者と同等以上の学力があると認めた者で、2024年3月31日までに24歳に達するもの

2 希望する領域名 ( )

3 希望する教育研究分野 ( )

4 指導を希望する「特別研究」担当の教員名 ( )

5 添付書類  
本申請書に添付した書類について、下記の該当の記号を○で囲んでください。

- ア 研究歴・就業歴等報告書（本要項添付の用紙（様式8）によります。）
- イ 研究業績又はその他の顕著な業績がある場合は、その業績（論文等）
- ウ 最終学校の卒業又は修了証明書
- エ 最終学校の成績証明書
- オ その他の書類 ( )

※両面印刷してください

※裏面の履歴事項も記入願います。

Since I would like to take an entrance examination for the Graduate School of Health Sciences (Doctoral Program) (Secondary), Gunma University in 2024, I would like to request the screening for admission requirements under the following conditions.

\*\*\*

- 1 Circle the applicable number of the items described below.
- (1) Applicants who have been engaged in a research for at least two years at university or research institute after graduating from a university or completing 16 years of school education outside Japan, and whom our graduate school has admitted a scholastic ability comparable to people with a Master's degree or a professional degree due to the research achievements.
- (2) Applicants whose scholastic ability have been deemed by individual pre-admission screening to be at least equivalent to that of a university graduate and who will reach the age of 24 by March 31, 2024.

2 Preferred study area ( )

3 Your preferred educational study field ( )

4 Name of the supervisor of the "special study" you would like to receive guidance ( )

5 Attached documents  
Circle the applicable numbers of the documents attached to this application.

- a. Reports on research history and work history (using Form-8 attached to this guideline).
- b. Research results or other noted accomplishments such as literature, if any.
- c. Proof of graduation from or completion of your highest level of schooling.
- d. Academic transcript of your highest level of schooling.
- e. Other documents. ( )

\* Duplex printing required.

\* Please also fill in the personal record on the reverse side.

# 履歴事項 Personal records

学 歴  (Academic records)	学 校 名 Name of school	正規の修学年数 Number of years of legitimate school attendance	入学・卒業(修了)年月 Date of enrollment/graduation (completion)		
	初等教育小学校 Elementary education Elementary school	年 Year	入学 Enrollment	年 Year	月 Month
	中等教育中学校 Secondary education Junior high school	年 Year	卒業 Graduation	年 Year	月 Month
	高 校 High school	年 Year	入学 Enrollment	年 Year	月 Month
	高等教育大学 Higher education University	年 Year	卒業 Graduation	年 Year	月 Month
	大 学 院 Graduate school	年 Year	入学 Enrollment	年 Year	月 Month
		年 Year	修了 Completion	年 Year	月 Month
		計 Total	年 Year		
職 歴  (Work records)	期 間 Time period	勤 務 先 等 Place of employment and such			
	年 月 日 Year Month Day				
	年 月 日 Year Month Day				
	年 月 日 Year Month Day				
	年 月 日 Year Month Day				
	年 月 日 Year Month Day				
	年 月 日 Year Month Day				
	年 月 日 Year Month Day				
	年 月 日 Year Month Day				
	年 月 日 Year Month Day				
医療関係の資格・免許等 (Medical and health care qualifications / licenses)	年 月 日 Year Month Day				
	年 月 日 Year Month Day				
	年 月 日 Year Month Day				
	年 月 日 Year Month Day				
	年 月 日 Year Month Day				

(注) 学歴は高校入学から記入すること。ただし、外国の学校を卒業又は卒業見込みの者は、小学校入学から記入すること。

(Note) Provide the academic records starting with enrollment in a high school. If you are an applicant who graduated or will graduate from a foreign school, start with enrollment in an elementary school.

2024年度群馬大学大学院保健学研究科博士後期課程(博士課程)(第2次)出願資格審査用  
For screening of application eligibility to 2024 Gunma University The Graduate School of Health Sciences (Doctoral Program) (Secondary) Application Form年月日(Date) : 年 月 日  
(Year) (Month) (Day)研究歴・就業歴等報告書  
Report on Research or Work, etc

国籍 (Nationality)

氏名 (Name)

生年月日 (Date of Birth)

下記のとおり研究歴・就業歴等を有することを報告します。

I hereby report that the above person has been engaged in the research or work as follows.

記

在職した機関、部局名及び身分 (Status and Institution he / she belonged to)	
研究・就業等の期間 (Duration of Research or Work, etc)	年 月 日から 年 月 日まで ( 年 か月間) From : _____ to : _____ = ( _____ ) (Day) (Month) (Year) (Day) (Month) (Year) (Year) (Month)
研究内容又は就業内容等 (Title and Outline of Research or Work, etc)  (上記の内容を証明できる書類等 がある場合は、添付すること。) (Attach certificates, if available)	
指導者の職・氏名 (Name and Position of Advisor)	

(注) 用紙が不足する場合は、複写して使用してください。

Note: Please take copies if you need more space to write.

# 宛名票 Name and Address Cards

様式 9  
(Form-9)

- ◎志願者は本票を学生募集要項記載の出願書類と一緒に必ず提出してください。
- ◎楷書で丁寧に記入してください。

入試に関する確実な受信場所を記入してください。  
場所がアパート、団地等の場合は「様方」の欄にアパート、団地名等記入してください。  
※印欄は記入しないでください。

- ◎Applicant must submit these cards with the application documents mentioned in the Admission Guidelines.
- ◎Fill in these cards neatly and in the block style.

Fill in the place for receiving information about the entrance examination without fail.  
If the above place indicates a flat or a housing complex, etc., fill in the name of the flat or the housing complex, etc. in the "c/o box".  
Do not fill in the "※box."

整理番号 Reference Number
※
□□□ - □□□□
様方 c/o 様

左欄に、郵便番号、住所、氏名を記入してください。

Fill in your address and name in the left column.

整理番号 Reference Number
※
□□□ - □□□□
様方 c/o 様


左欄に、郵便番号、住所、氏名を記入してください。

Fill in your address and name in the left column.

整理番号 Reference Number
※
□□□ - □□□□
様方 c/o 様

左欄に、郵便番号、住所、氏名を記入してください。

Fill in your address and name in the left column.



周囲は群馬県の象徴である名勝赤城、榛名、妙義の上毛三山を浮彫りさせて大学を囲み、群馬大学の象徴としています。

The above design of “大學 (kanji for university, called ‘daigaku’)” surrounded by the famous picturesque view of three carved mountains which comprise Mt. Akagi, Mt. Haruna, and Mt. Myogi and are called JOMO SANZAN symbolizing Gunma Prefecture is the emblem of Gunma University.