

2024年10月入学

October Admission for 2024

大学院保健学研究科保健学専攻
博士後期課程（博士課程）

Graduate School of Health Sciences
(Doctoral Program)

学生募集要項

Application Guidelines

【WHO と協働した次世代型医療高度専門
職リーダーシップ育成プログラム】

【Next Generation Healthcare Professional Leadership
Development Program in Collaboration with WHO】



群馬大学

Gunma University

【WHOと協働した次世代型医療高度専門職リーダーシップ育成プログラム】

文部科学省の「国費外国人留学生の優先配置を行う特別プログラム」に採択されたことに伴い、このプログラムは2023年度から開始しました。本学生募集要項は、当該プログラムについての募集となります。

《プログラムの要旨》

本プログラムは、アジアより優秀な留学生を獲得し、次世代型の医療高度専門職リーダーを育成します。当該留学生は、リーダーシップに必要なノンテクニカル・スキル、人間工学、データサイエンスの専門知識を習得すると共に、本学日本人学生との共修による各専門領域の多職種連携の実習や医療安全に関連したプロジェクト研究へと参画します。本プログラムでは、留学生のほか、日本人学生も受け入れます。

本プログラムは、WHOとの多職種連携教育や先進的な医療安全教育の学びを得て、各領域の管理職や医療人材育成専門家への就業支援の機会も得ることができます。本プログラムは、エビデンスに基づいて最適な判断を行う全人的医療をアジアに広げ、日本型医療安全システムの拠点構築に貢献する人材を育成します。

【Next Generation Healthcare Professional Leadership Development Program in Collaboration with WHO】

This program has started in the 2023 academic year, following its selection by the Ministry of Education, Culture, Sports, Science and Technology (MEXT) of Japan as a "Special Program for Priority Placement of Government-Sponsored International Students". This application guideline is for this program.

《Summary of the Program》

This program aims to attract outstanding international students from Asia and nurture the next generation of highly skilled medical professional leaders. The students will acquire the non-technical skills, ergonomics, and data science expertise necessary for leadership, as well as participate in practical training in collaboration with Japanese students in their respective fields of expertise and in project research related to medical safety. This program accepts Japanese students as well as international students.

This program also provides students opportunities to learn about multidisciplinary cooperation with WHO and advanced medical safety education, as well as employment support opportunities for managers and medical human resource development specialists in each area. This program will foster human resources who will contribute to the expansion of holistic medical care in Asia, where optimal decisions are made based on evidence, and to the establishment of a base for a Japanese-style medical safety system.

【群馬大学志願者の入学検定料免除について】

群馬大学では、東日本大震災及び風水害等の災害に罹災した志願者の進学のを支援する観点から、特別措置として検定料の全額を免除します。

免除の対象となる災害及び被災地域など、免除に関する詳細については、本学のホームページを御覧ください。

[Exemption from the entrance examination fee for Gunma University applicants]

Gunma University takes the special measures of fully exempting from the entrance examination fee to provide an opportunity to get university education for university applicants who are suffering from the Great East Japan Earthquake and other natural disasters damages caused by wind, flood, and so on.

Please refer to our website for more information such as damages and affected areas qualified to exemption.

目 次 Table of Contents

○ 群馬大学の教育ポリシー（大学院）	1
○ 保健学研究科保健学専攻博士後期課程（博士課程）	
教育ポリシー	1
1 募集人員	2
2 出願資格	2
3 出願資格の審査等	2
4 出願受付	3
5 出願手続	3
6 障がい等のある入学志願者との事前相談について	7
7 入学者選抜方法	7
8 試験実施日時及び場所	7
9 各試験科目の出題意図	7
10 受験に際しての注意事項	8
11 合格者発表	8
12 入学手続	8
13 追加合格	9
14 入学料免除・徴収猶予及び授業料免除・徴収猶予	9
15 奨学金	10
16 教育方法の特例	10
17 長期履修学生制度	10
18 入学志願者の個人情報保護	11
○ 群馬大学大学院 検定料払込方法	12
○ 概要	13
○ 特別研究担当教員及び主な研究課題（博士後期課程）	14
○ 所在地及び交通案内	17
○ 出願書類	

○ Admission Policy of Gunma University Graduate School	19
○ Admission Policy of Gunma University The Graduate School of Health Sciences (Doctoral Program)	19
1 Number of students recruited	20
2 Application eligibility	20
3 Screening of application eligibility	20
4 Application period	21
5 Application procedures	21
6 Preliminary Consultation for Applicants with Disabilities, etc.	25
7 Selection methods	26
8 Examination date and venue	26
9 The aim of each examination subjects	26
10 Exam Instructions	27
11 Announcement of Successful Applicants	27
12 Admission Procedures	27
13 Additional admission	28
14 Exemption and Postponement of Admission Fee and Tuition Fee Payment	28
15 Scholarship	28
16 Special measures for educational method	29
17 System for long-term degree completion	29
18 Protection of the Personal Information about the Applicants for Admission etc.	29
○ GUNMA UNIVERSITY How to make Payment of Examination Fee at Convenience Store or by Credit Card	31
○ The Outline of The Graduate School of Health Sciences	32
○ Supervisors and their main contents of research (Doctoral program)	33
○ Access to Gunma University (Showa Campus)	37
○ Application Forms	

<p>※ All the dates noted in this application guidelines are Japan Standard Time (JST).</p>
--

Admission Policy of Gunma University Graduate School

Admission policy

～ We seek the following applicants ～

We seek applicants who have academic skills and capabilities required by the graduate schools or institutes according to their programs or specialties. Applicants should be motivated to contribute to the development of society through research and practice.

Admission Policy of Gunma University The Graduate School of Health Sciences (Doctoral Program)

— Our Doctoral Program is recruiting for the following applicants. —

<Objectives of human resource development>

1. People who can practice creative or interdisciplinary researches in the health care and welfare fields.
2. People who can practice a high degree of education in the health care and welfare fields.
3. People who have a high level of expertise and technique in health sciences and will become a leader in the health care and welfare fields.
4. People who can engage in guidance, education and research in the international health care and welfare fields.

<Capabilities and qualities required for enrolled students>

1. People who have the master's level of health care and welfare expertise and research experience.
2. People who have the communication and language skills necessary to promote research from a global perspective and disseminate the results widely.
3. People who are willing to contribute to society as researchers, educators, or highly-skilled professionals in the fields of health care and welfare.

<Basic policy for selecting enrollment>

This major will conduct the following entrance examinations for selecting students with the grounding listed above and make a comprehensive judgment by the results of an academic examination (foreign language (English)), achievements including a thesis submitted at the end of the master's program or an academic paper published as the first author, an oral examination, and academic achievements. In the oral examination, questions regarding expertise knowledge and research skills will be asked individually.

○ General entrance examination, Entrance examination for working people, and Entrance examination for international students

The foreign language (English) examination will be imposed to evaluate “ability to read and comprehend literature in English” (Capabilities and qualities required for enrolled students 2). Moreover, an oral examination will be imposed to evaluate “expertise knowledge, research ability, research plan, and the aptitude and motivation as a researcher or highly-skilled professional” (Capabilities and qualities required for enrolled students 1-3). Furthermore, the application documents will be added for a comprehensive judgment.

1 Number of students recruited

Major	Area	Number of students recruited
Health Sciences	Nursing Laboratory Sciences Rehabilitation	} Minimal

(Note) If you wish to enroll as a Japanese Government Scholarship student, please contact the Admissions Section, see page 25 (1), in advance.

(Note) Contact the supervisor (see pages 33-36) prior to the application and make sure to consult him/her on what you would like to study after admission.

When you are not able to contact the supervisor, please contact the Admissions section, see page 25, (1).

2 Application eligibility

Applicants need to fall under any of the following provisions.

- 1) A person who has or is expected to have a master's degree or a professional degree by September 2024.
- 2) A person who has obtained or is expected to obtain a master's degree or a degree equivalent to a professional degree by September 2024.
- 3) A person who has completed the subjects in Japan by the correspondence education provided by a foreign educational institute, and has obtained or is expected to obtain a master's degree or a degree equivalent to a professional degree by September 2024.
- 4) A person who has completed a course in Japan, separately designated by the Minister of Education, Culture, Sports, Science and Technology (MEXT), of an foreign educational institute considered to have a program of graduate school of foreign country and has obtained or is expected to obtain a master's degree or a degree equivalent to a professional degree by September 2024.
- 5) A person who has completed the course of the United Nations University, and has obtained or is expected to obtain a degree equivalent to a master's degree by September 2024.
- 6) A person who has taken a course of foreign school, the designated educational institute stipulated in the item 4 or the United Nations University, and have passed a screening test equivalent to the evaluation of basic skill for doctoral thesis research, and has been proved to have an academic ability comparable to people with a master's degree.
- 7) A person specified by the Ministry of MEXT.
A person who has been engaged in a research for at least two years at university or research institute after graduating from a university or completing 16 years of school education outside Japan, and has been recognized by our graduate school to have an academic ability equal or more to a master's degree or a professional degree due to its research achievements.
- 8) A person whose scholastic ability has been admitted by individual pre-admission screening to be at least equivalent to that of a person with a master's degree or a professional degree and who will reach the age of 24 by September 30, 2024.

3 Screening of application eligibility

A person who intends to apply under the provisions of the applicant eligibility 7) and 8), needs to receive certification for the application eligibility by taking our pre-admission screening prior to the application.

We evaluate applicants who try to apply for the entrance examination pursuant to the preceding applicant eligibility 8) based on the following criteria.

“Applicants who graduated from a university, junior college, or completed the course of specialist course of Specialized Training College, technical college, or fourteen years of school education outside Japan, and subsequently have a total of at least five years' work experience (at least three years for

university graduates) in a medical/health care/welfare institution, educational research institution, civil service, or private enterprise by the time of enrollment and who have been recognized to have a academic ability comparable to people with a Master's degree due to their academic papers, books, and publication of research findings”

The screening result will be notified to the applicant by May 16 (Thu.), 2024.

- (1) Deadline for application
Due not later than May 1 (Wed.), 2024.
- (2) Documents to be submitted
 - (a) Application form for admission eligibility (Form 7 attached to this guideline).
※ Duplex printing required.
 - (b) Reports on research history and work history (using Form 8 attached to this guideline).
 - (c) Research results or other noted accomplishments such as literature, if any.
 - (d) A certificate of graduation or completion issued by the applicant's highest level of schooling.
 - (e) Academic transcript issued by the applicant's highest level of schooling.
- (3) Application documents should be sent to:
Admissions Section, Educational Affairs Office, Administration Division, Showa Campus of
Gunma University, 3-39-22 Showa-machi, Maebashi City, Gunma 371-8511, JAPAN
TEL. +81-27-220-7797

4 Application period

Application documents must arrive during the period from May 17 (Fri.), 2024 to May 23 (Thu.), 2024 by mail.

Bringing application documents in person or by proxy is not acceptable.

(Note) No application documents are accepted after the application period. Applicants need to send the application documents with full liability of the necessary days for mail delivery.

5 Application procedures

Applicants need to send the following application documents by simple registered express mail to the Admissions Section, Educational Affairs Office, Administration Division, Showa Campus of Gunma University shown on page 25 (1) with stating in red on the surface of the envelope the fact that the application documents for the Graduate School of Health Sciences (Doctoral Program), Gunma University are enclosed.

<Application documents> (those written in a foreign language other than English need to come with the English or Japanese version.)

Documents	Applicants concerned	Outline
1 Application Form and Curriculum Vitae [Form-1]	All applicants	Use our prescribed form on duplex printing. A prescribed photo needs to be attached to the application for admission. Applicants who have graduated or will graduate from (completed) a foreign school need to complete the curriculum vitae on the reverse side.
2 Statement of Purpose [Form-2]	International student entrance exam	A statement written by the applicant describing reasons for the application to the Graduate School of Health Sciences (Doctoral Program), Gunma University (The number of characters is not limited.) ※ Duplex printing is required.
3 Examination fee JPY 30,000 * Applicants who are completing our Master's Program (M.S.) in the Graduate School of Health Sciences of Gunma University and will enter the Doctoral Program shall be exempt from the examination fee. * If you are a Japanese Government (MEXT) Scholarship student at the time of application, you don't need to pay the examination fee. If applicable, please submit documents proving that you are a Japanese Government (MEXT) Scholarship student.	All applicants	Please select one from the following three payment methods. 1. Payment at a convenience store (ensure that you have a personal computer or cell phone nearby). (1) Refer to the page 31 when you pay at a convenience store. Payment commissions must be borne by the person who pays the fees. (2) After the payment, receive the "Application Fee Statement", detach the "Certificate of Payment" (receipt) portion from it, and paste it on the prescribed place in the "Sheet for Certificate of Transfer Receipt" [Form-3]. (3) Payment period: May 2 (Thu.), 2024 to 3:00 p.m. (Japan time) on May 23 (Thu.), 2024. When you make payment via the web site, you have to pay at least 30 minutes before the end of the payment period. 2. Payment by credit card (ensure that you have a personal computer or cell phone connected to a printer with A4 paper nearby). (1) Refer to the page 31 when you pay by credit card. Payment commissions must be borne by the person who pays the fees. (2) After the payment, print the "Application Fee Statement", detach the "Certificate of Payment" (receipt) portion from it, and paste it on the prescribed place in the "Sheet for Certificate of Transfer Receipt" [Form-3]. (3) Payment period: May 2 (Thu.), 2024 to 3:00 p.m. (Japan time) on May 23 (Thu.), 2024. 3. Remittance from abroad (1) Please make remittance on a yen basis from a bank teller's window, to the following bank account (a bank transfer fee and an overseas remittance fee must be borne by an applicant). (2) Paste the receipt (a copy is also valid) you receive from a bank on the prescribed place in the "Sheet for Certificate of Transfer Receipt [Form-3]". In addition, please note that, if an excess or a deficiency arises in amount of remittance, the application will not be processed. (3) When you make a remittance, please contact Gunma University, as below. At this time, ensure that you specify your name, the country from which you remit, and your plan in applying for our Doctoral Program. [E-mail: kk-mgakumu5@jimu.gunma-u.ac.jp] ○ Bank Account Bank: The Towa Bank, LTD (Bank Code: 0516) Branch: Maebashi Kita Branch (Branch Code: 012) Address: 1-5-2 Kokuryo-cho, Maebashi City, Gunma, 371-0033, JAPAN TEL: +81-27-231-6789 Swift Code: TOWAJPJT Account number: 3169574 (Savings Account)

Documents	Applicants concerned	Outline
3 Examination fee		<p>Name of account: GUNMA DAIGAKU Address of Acct. holder: 4-2 Aramaki-machi, Maebashi City, Gunma, 371-8510, JAPAN TEL: +81-27-220-7062</p> <p>(4) Transfer Payment period: May 2 (Thu.), 2024 to 3:00 p.m. (Japan time) on May 23 (Thu.), 2024. (5) Payment using ATM (Automated Teller Machine), cell phone, or personal computer is not acceptable.</p> <p>【Concerning the refund of the entrance examination fee】 ※ In principle, the entrance examination fee will not be refunded, except in the following cases, according to the designated procedures: ① When an application is not made after paying the entrance examination fee. ② When the entrance examination fee is paid twice, or the stipulated amount is accidentally exceeded. ③ When the application documents are not accepted on submission. Please send the declaration form in which the following details are provided to the Admissions Section in the Showa campus of Gunma University. We will refund the entrance examination fee later. Declaration for claiming back the Entrance Examination Fee (Doctoral Program) 1. The reason for claiming back the fee 2. Name 3. Postal Code, Current Address 4. Phone Number and/or E-mail Address Address for sending the declaration form: Admissions Section, Educational Affairs Office, Administration Division, Showa Campus of Gunma University, 3-39-22 Showa-machi, Maebashi City, Gunma 371-8511, JAPAN</p> <p>※ If an applicant is receiving the Japanese Government (MEXT) Scholarship at the time of application, the examination fee payment is not required. Please submit the document certifying the recipient of the scholarship.</p> <p>※ Any processing fees will be deducted from the amount to be refunded. For inquiries regarding the refund of the entrance examination fees, please contact: Admissions Section, Educational Affairs Office, Administration Division, Showa Campus of Gunma University TEL. +81-27-220-7797</p> <p>【Exemption from entrance examination fee】 ※ Applicants who suffered from the Great East Japan Earthquake and disaster from storm and flood will be exempted from the total amount of the examination fee as special measures. 〈Eligible applicants for exemption from entrance examination fee〉 1. Special measures for the Great East Japan Earthquake (1) The applicants who suffered in the areas where the Disaster Relief Act in the Great East Japan Earthquake has been applied, and who fall under any of the following categories:</p>

Documents	Applicants concerned	Outline
3 Examination fee		<p>① Applicants whose houses, which are owned by payers of school expenses, were completely destroyed, largely destroyed, partially destroyed, or washed away.</p> <p>② Applicants whose payers of school expenses are dead or missing.</p> <p>(2) Applicants whose payers of school expenses have recognized that their domiciles were designated as warning areas, deliberate evacuation areas, areas where it is expected that the residents have difficulties in returning for a long time, areas in which the residents are not permitted to live, and areas in which evacuation orders are ready to be lifted due to the Fukushima Daiichi nuclear disaster.</p> <p>2. Special measures for the disaster from storm and flood</p> <p>(1) The applicants who suffered in the areas where the Disaster Relief Act in the disaster from storm and flood within one year before the application period has been applied, and who fall under any of the following categories.</p> <p>① Applicants whose houses, which are owned by payers of school expenses, were completely destroyed, largely destroyed, partially destroyed, or washed away.</p> <p>② Applicants whose payers of school expenses are dead or missing.</p> <p>(2) For further information or inquiries, please contact: Admissions Office, Educational Division, Gunma University TEL. +81-27-220-7149</p>
4 Sheet for Certificate of Examination Fee Payment [Form-3]	All applicants	Fill out our prescribed form. Paste the "Certificate of Payment" or "Certificate of Transfer Receipt" in the space provided.
5 Examination Admission ticket/ Photograph Verification Card [Form-4.5]	All applicants	Fill out our prescribed form. A designated photo needs to be attached to the Photograph Verification Card.
6 Certificate of (expected) completion	All applicants	A proof of completion issued by president of a school eligible for the application. It is not required for applicants with proof of meeting the application eligibility 7) or 8), or who have completed the Graduate School of Health Sciences (Master's Program), Gunma University.
7 Academic transcript	All applicants	A proof of completion issued by president of a school eligible for the application. It is not required for applicants with proof of meeting the application eligibility 7) or 8), or who have completed the Graduate School of Health Sciences (Master's Program), Gunma University.
8 Master's thesis and such	All applicants	Three sets of works including (a copy of) the Master's thesis and the abstracts (within two sheets of A4 size paper) or three sets of works including (a copy of) the original article published as first author and other supplementary documents, and the abstracts (within two sheets of A4 size paper). However, the applicant who expects to acquire a master's degree must submit three copies of the summary of the master's research plan and research progress (within two sheets of A4 size paper). If you have some research achievements (only first author or first presenter), such as research papers, books, and presentation at the scientific meeting, please submit those research materials with the summary of your research plan and research progress.

Documents	Applicants concerned	Outline
9 Preferred research plan [Form-6]	All applicants	Fill out our prescribed form.
10 Name and Address Card [Form-9]	All applicants	Fill out our prescribed form.
11 Certificate of application eligibility (Photocopy acceptable)	Applicants who meet the foregoing application eligibility 7) and 8)	Applicants who have undergone the pre-admission screening need to submit the proof of the application eligibility.
12 Self-addressed envelope(larger than 120mm × 235mm)	All applicants	A self-addressed envelope with the applicant's name, address, postal code, and for ¥344 (JPY344) stamped. In addition, an applicant from overseas is not required to submit it.
13 The score of TOEFL, TOEIC Listening & Reading Test (open test) or IELTS (Academic Module)	All applicants	Refer to the "Selection Method" and submit required documents.
14 Confirmation of nationality and residence status	Applicant who is foreign national	The documents verifying your nationality and resident status are required to be submitted. The required documents should be; "A copy of the residence certificate without an individual number issued by municipal head but with a nationality, resident status, and period of stay" or "A passport copy on which page includes name, nationality, resident status, and period of stay". An applicant who is expected to obtain a resident status needs to submit the acquisition proof to the Admissions Section immediately after obtaining the residence status.

Note 1 When your former name is used in each certificate, an official document (family register, etc.) to prove the relation between your current name and former name must be attached.

Note 2 Any change in the contents of the application documents is not acceptable after acceptance of the application documents.

Note 3 The accepted application documents are not to be returned for any reason whatsoever.

Note 4 Should the matters described in the application documents not agree with the facts, successful applicants may be revoked.

Note 5 If necessary, we may ask submission of the documents other than the above to confirm the application eligibility.

(1) Mailing Address

Admissions Section, Educational Affairs Office, Administration Division, Showa Campus of Gunma University, 3-39-22 Showa-machi, Maebashi City, Gunma 371-8511, JAPAN
TEL. +81-27-220-7797

E-mail: kk-mgakumu5@jimu.gunma-u.ac.jp

(2) About examination admission ticket

After receipt of application documents and completion of office processing, we will send your examination admission tickets to applicants. If the Examination Admission Ticket has not been delivered to you by June 5 (Wed.), 2024, please contact the above (1) address for application.

6 Preliminary Consultation for Applicants with Disabilities, etc.

Gunma University provides academic support to students with disabilities, etc.

If you are disabled, and require special consideration in your studies and examinations, please consult with our university prior to your application.

(1) When to consult:

Please consult as soon as possible and note that we may not be able to accommodate consultation after the deadline.

(2) How to consult:

Please submit a consultation document (its format is optional) by attaching the required documents including a doctor's certificate.

Where necessary, an interview with the persons concerned with the school from which an applicant graduated, or their family, etc. who can speak for the applicant or their position, is conducted in our university.

(3) Consultation document should be sent to:

Admissions Section, Educational Affairs Office, Administration Division, Showa Campus of Gunma University,

3-39-22 Showa-machi, Maebashi City, Gunma 371-8511, JAPAN

TEL. +81-27-220-7797

7 Selection methods

(1) We comprehensively evaluate the total results of the foreign language (English) examination, the oral examination, and screening of the documents (reason for applying for our school, the outline of the preferred study, etc.).

(2) Oral examination

① For applicants with difficulty in coming to Japan for oral examination, we may use the results of the interview on the Internet for evaluation.

② In principal, the oral examination will be held in English. Subsequently, we may ask some questions about Japanese proficiency.

(3) Contact supervisor you would like to receive guidance prior to the application and make sure to consult him/her on your research plan after admission.

8 Examination date and venue

Date	Subjects	Location
	Oral examination	
June 10 (Mon.), 2024	2:10 p.m. - 5:00 p.m.	School of Health Sciences and Graduate School of Health Sciences buildings etc.

9 The aim of each examination subjects

Foreign language (English) ……The examination measures your reading comprehension of the English literature.

Oral examination ……The oral examination asks specialized knowledge, research capability and study plan of each applicant individually to evaluate the adequacy and motivation as researcher or professional with a high level of expertise.

Foreign language (English)

Submitting any score of TOEFL-PBT (paper-based test), TOEFL-iBT (internet-based test), TOEFL iBT® Home Edition, TOEIC Listening & Reading Test (open test), or IELTS (academic module). The score of TOEFL-ITP (Institutional Testing Program) or TOEFL ITP® Plus for China is also subject to evaluation according to the score of TOEFL-PBT.

The score of TOEFL, TOEIC Listening & Reading Test (open test) or IELTS (academic module) issued after June 2019 (within five years counting backward from the month of entrance examination) shall be valid. You need to submit the original of the score report, score card, or official certificate. The copy is not acceptable. The original shall be returned with the examination admission ticket.

* Foreign language test will not be conducted on the examination day.

Examples of test score conversions

Comparison with the score of foreign language (English) examination	90	100	110	120	130	140	150
TOEFL-PBT (incl. ITP, ITP® Plus for China)	500	516	533	550	566	583	600 or more
TOEFL-iBT (incl. Home Edition)	60	67	73	80	87	93	100 or more
TOEIC Listening & Reading Test (open test)	585	635	680	730	780	825	875 or more

Comparison with the score of foreign language (English) examination	95	109	124	138	150
IELTS (Academic Module)	5.0	5.5	6.0	6.5	7.0

Oral examination

We may ask foreign applicants some questions about Japanese proficiency at the oral examination.

10 Exam Instructions

- (1) The examination admission ticket must be brought with you on the examination day.
- (2) No relief measures are taken for any common daily life noises such as test proctor's footsteps, conversation necessary for invigilation, noises of aircraft, ambulance, car, weather and air conditioning, cough, sneeze, sniffing of applicants around you, short sound of mobile phone or watch, and chime from a nearby building.
- (3) Examinees must take all tests on the examination subjects assigned, or he/she will be disqualified.
- (4) When a delay occurs on the public transport on the examination day, please contact :
Admissions Section, Educational Affairs Office, Administration Division, Showa Campus of Gunma University (TEL. +81-27-220-7797)
- (5) If unexpected incidents (a disaster, an accident, etc.) happen on the day of examination, visit our website (<https://www.health.gunma-u.ac.jp/>) for your reference. In principle, we will not conduct supplementary examinations.

11 Announcement of Successful Applicants

Letters of acceptance will be mailed to successful applicants on July 1 (Mon.), 2024. At the same time, successful examinee's numbers will be posted on the website of "the Graduate School of Health Sciences, Gunma University" after 10:00 a.m. to the last day for admission procedures. Notice about the announcement of successful applicants will not be posted in Gunma University campus.

Additionally, any inquiries about selection results by telephone will not be accepted.

12 Admission Procedures

The successful applicant is required to read the "admissions guide" enclosed with "the letter of acceptance" carefully and must prepare the (1) fees and documents for the admission procedures, (3) during the period of the admission procedures, and submit them to the (4) place by "mail".

- (1) Fees and documents for admission procedures

① Admission fee: ¥282,000 (JPY 282,000)

Notes: (a) Applicants who are completing the Graduate School of Health Sciences (Master's Program), Gunma University and will enter the Doctoral Program shall be exempted from the examination fee.

(b) Any revisions to the admission fee during enrollment shall be applied.

(c) Methods for the payment of the admission fee will be informed separately.

(d) The admission fee paid shall not be refunded under any circumstances.

② Examination admission ticket

③ Any additional documents as instructed in the admissions guide

(2) Fees after enrollment

Tuition fee: (First-semester) ¥267,900 (JPY 267,900) (Annual tuition fee: ¥535,800 (JPY 535,800))

Notes: (a) Any revisions to tuition fees during enrollment shall be applied.

(b) Methods for the payment of the tuition fee will be informed separately.

(c) The tuition fee for the second-semester can be paid at the time of paying the tuition fee for the first-semester, if the successful applicant so wishes.

(d) If a person who completes the admission procedures declines the admission by September 30 (Mon.), 2024, the amount equivalent to the tuition fee paid shall be refunded based on his/her request by following the prescribed procedures.

Those who apply for the long-term degree completion (17 of Page 29) only need to pay the admission fee first and each will be noticed about the tuition after fixing its annual fee.

(3) Period of Admission Procedures

○ By mail: The necessary documents must arrive at the university no later than July 16 (Tue.), 2024.

Note: They will be regarded as declining the admission if the admission procedures are not completed by the above deadline.

(4) Mailing address

Admissions Section, Educational Affairs Office, Administration Division, Showa Campus of Gunma University, 3-39-22 Showa-machi, Maebashi City, Gunma 371-8511, JAPAN

(The third floor of Common Building)

13 Additional admission

When the number of enrolled students who have completed the school registration by July 16 (Tue.), 2024 is lower than the number to be admitted, we may fill the enrollment capacity by granting the additional admission. Students granted the additional admission will be informed after 10:00 a.m. (Japan time) on July 17 (Wed.), 2024 by e-mail stated on the application.

14 Exemption and Postponement of Admission Fee and Tuition Fee Payment

The admission fee or the tuition fee may be waived in full or by half for admitted students who have difficulty paying due to special circumstances.

Additionally, the collection of the admission fee or tuition fee can be postponed for a certain period for students who have difficulty paying until the specified deadline.

Inquiries :

Education and Student Support Section, Educational Affairs Office, Administration Division, Showa Campus of Gunma University TEL. +81-27-220-7796

15 Scholarship

Student loan is available by Japan Student Services Organization (JASSO) for a person who has difficulty in paying the tuition fee, and who has great academic performance and excellent character.

Additionally, graduate scholarship system of Japan Student Services Organization includes Post-entry Applications (system to apply for scholarship after enrollment) and Prior Applications (system to make a reservation for applying for scholarship before enrollment).

Inquiries :

Education and Student Support Section, Educational Affairs Office, Administration Division, Showa

16 Special measures for educational method

We offer the day and evening courses system for students who have passed the entrance examination for working people, and those in employment who have passed the general entrance examination, if they wish.

Under the system, education is provided at night (from 6:00 p.m. to 9:10 p.m.), on Saturdays, Sundays and national holidays and during summer or other vacation period.

17 System for long-term degree completion

The system allows particular students who have difficulty completing the regular course within the formally-stated period of study (3 years) to extend the study period so that they can take and complete the courses systematically over the said period.

Students who would like to use the system need to consult with the supervisor and apply within the application period.

(1) Eligible students

- 1) Students in employment (or to be employed) who have difficulty sparing time to study or to take lessons due to business assignment,
- 2) Students who have difficulty sparing time to study or to take lessons due to household duties, childcare and/or nursing care,
- 3) Besides these, students who have reasons the Graduate School of Health Sciences approves for application of the said system.

(2) Long-term study period

The period adding one to three years to the formally-stated period of study (but the school days should not exceed twice as long as the said period of study).

(3) Tuition fee

The annual tuition fee for the long-term study period is the amount obtained by multiplying the number of years equivalent to the number of the formally-stated period of study (three years) to the prescribed annual tuition fee (JPY 535,800) and then being divided by the number of course term given for a long-term student.

(4) Application period

From July 8 (Mon.), to July 26 (Fri.), 2024.

(5) Documents to be submitted

- 1) Application form for the system for long-term degree completion
- 2) Curriculum/study plan under the system for long-term degree completion
- 3) Certificate of enrollment required for a student in employment
- 4) Other documents required by the Graduate School of Health Sciences
Refer to the guideline enclosed with the letter of acceptance for details.

(6) Inquiries :

Graduate Student Section, Educational Affairs office, Showa Campus, Gunma University
TEL. +81-27-220-7804

18 Protection of the Personal Information of Applicants for Admission.

Gunma University will acquire personal information about applicants through the application documents submitted and personal information about examinees by carrying out the entrance examination; However, the personal information described above will be used only for the following operations, based on the "Act on the Protection of Personal Information Held by National University Corporation Gunma University".

- (1) For operations (including subordinate operations, such as statistical processing) concerning the

selection of newly enrolled students.

- (2) For operations concerning the student advisory function, the student support, and tuition fee collection after the enrollment, as newly enrolled students' data for those who complete the admission procedures.
- (3) For operations (including the improvement of entrance examination, research and analysis of applicants trend, and making various statistical materials) concerning the entrance examination, education and research, student supports, and other things related to university management.

On the announcement of result of investigative research using the personal information, we process all personal data to be unable to identify the individual.

In addition, our university may outsource some operations above to an external company after making the contract concerning the appropriate handling of personal information.

GUNMA UNIVERSITY

How to make Payment of Examination Fee at Convenience Store or by Credit Card

Now you can transfer funds to pay for your entrance examination - 24 hours a day - from your nearest Lawson, Ministop, FamilyMart, Seven-Eleven or Credit Card.

1 Advance Web Application

Visit the payment site homepage from your computer or cell phone at:

<https://e-shiharai.net/>



※You can not correct or cancel anything once your credit card payment has been made. Please check all your information carefully before you confirm the application.

※If you input the wrong information when trying to obtain your application number, please start again from the beginning and make your payment.

If you are not able to make the required payment before the due date you will receive this deadline upon completing the online application, all the information you had input will be canceled automatically.

2 Convenience Store Payment

The application fee cannot be paid through an ATM. Be sure to make your payment at the cash register.

Credit Card Payment

[13-digit Payment Slip Number]
払込票番号

Tell the counter staff that you want to make an "Internet shiharai." Then provide your Payment [払込票番号]
Payment Slip Number

A multifunction copier can not be used to make payment.

[11-digit Customer Number]
お客様番号
[4-digit Verification Code]
確認番号

Touch the "各種サービスメニュー" option
Various Service Menu

Select the "各種代金 - インターネット受付" button on the touch screen
All Payments - Internet Reception

Touch the "各種代金お支払い" option
All Payments

Touch "マルチペイメントサービス"
Multi-Payment Service

Enter your [お客様番号] [確認番号]
Customer Number Verification Code

[11-digit Customer Number]
お客様番号
[4-digit Verification Code]
確認番号

Select the "代金支払い" button on the touch screen
All Payments

Touch the "各種代金お支払い" option
All Payments

"番号入力画面に進む"
Advance to the "Entering number" page

Enter your [お客様番号] [確認番号]
Customer Number Verification Code

It is possible to use a card which carries a name different from that of the applicant. However, please make sure that the information on the basic information page is the applicant's information.

Please select "credit card" for the payment method when making your Web application.

Input your card information.

All of your application information is displayed. Check and Click "確定".
Confirm

- Make the payment at the register.
- Receive an Application Fee Statement. Detach the Certificate of Payment (receipt) portion.

- Loppi, FamiPort, or K-Station issues a funds transfer receipt. You will need to take this to the cash register within 30 minutes and make the actual payment.
- Receive an Application Fee Statement. Detach the Certificate of Payment (receipt) portion.

- Payment has been completed. Please write down "受付番号" (Receipt Number) and "取納証明書" (Certificate of Payment).

3 Application

[Paying at Convenience Store]

Affix the receipt portion to "The Certificate of Payment" in the designated location.



Attach Your (Certificate of Payment) to the Application

※When attaching the certificate of payment, be sure to use glue which is suitable for use with thermal paper and pressure-sensitive paper. Please check the glue label.

※In the case that you have made your payment at Convenience Store, it is not necessary to enclose a bank receipt of any kind.

[Paying by Credit Card]

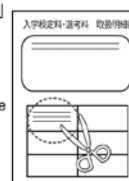
After making your payment, please make sure you have access to a printer with paper (A4). Access "申込内容照会" (Inquiry) at e-shiharai.net.

Please [1. Check your card,] [2. Input Receipt Number,] [3. Input your Birth Date (YYYY/MM/DD)], and click "照会する".

Then all of your application information is displayed. Click Blue-button "証明書を発行する".

Affix the cutting portion of "取納証明書" (The Certificate of Payment) in the designated location.

Enclose in an envelope with all other necessary application documents.



In the case that you have made your payment using a credit card, it is not necessary to enclose a bank receipt of any kind.

- During payment periods and application periods mentioned in the application documents, you can make a payment anytime. Please confirm from application documents and complete payment in time for the application period.
- On the last date of the payment period, the web application will be closed at 2:30pm, and the final deadline for the information terminal at convenience stores (Loppi, Fami Port, or K Station) will be at 3pm.
- Your inquiry about the payment of the entrance examination fee is not able to be handled at the convenience store. For further information, please check our website.
- Please note that refund is not possible once you have made a payment of Entrance examination fee.
- A fee is added to Examination fee. For further info, please visit our website.
- Please directly contact the credit card company if your card is not accepted.
- It will be announced on our website if either the convenience stores which handle payments or the methods of payment are changed.

The Outline of The Graduate School of Health Sciences

Unit, educational and research field

Nursing	Laboratory Sciences	Rehabilitation Sciences
Fundamental Nursing	Basic Laboratory Sciences	Fundamental Rehabilitation Sciences
Applied Clinical Nursing	Applied Laboratory Sciences	Applied Rehabilitation Sciences
International/Community Health Nursing	Global/Community Health Laboratory Sciences	International/Community Health Rehabilitation Sciences

* See the brochure of our Graduate School of Health Sciences for characteristics of each field, requirements for completion, career options of those who complete graduate school and subjects.

Supervisors and their main contents of research (Doctoral program)

○Contact Information:

・ TEL:+81-27-220-Ext. ・ E-mail: Add “gunma-u.ac.jp” after @ mark of the email addresses listed below.

Please make sure to contact a supervisor you would like to receive guidance prior to your application.

Field of Nursing

Region	Special Research	Contact Information	Main contents of research
Fundamental Nursing	Research on Fundamental Nursing	Atsushi Ozawa Ext. 8659 E-mail ozawaa@	Research on hereditary cancers and lifestyle disease. Epidemiological study and/or basic research to investigate the mechanisms of these disease are available.
		Hiroko Jouboshi Ext. 8906 E-mail hiroko-jo@	Research on clinical judgment model of nurse and verification of effectiveness of nursing skill. Research on basic nursing education and continuing nursing education.
Applied Clinical Nursing	Research on Clinical Nursing	Michiyo Oka Ext. 8926 E-mail michiyooka@	Research on scale development for chronic nursing and support for patients with lifestyle-related diseases and verification of evidence. Through these studies, I will guide on the development of new paradigms to support chronically ill patients.
		Yoshio Ohyama Ext. 8932 E-mail ohyamay@	<ul style="list-style-type: none"> ・ Clinical diabetes ・ Clinical nutrition for patients with lifestyle-related diseases ・ Patient-centered care for patients with lifestyle-related diseases
		Yuka Kondo Ext. 8982 E-mail yukondo@	Guidance will be given on research subjects related to symptom relief for cancer patients, intervention of relaxation methods for cancer patients, and palliative care for cancer patients and their families.
		Hiroko Kondo ** Ext. 8984 E-mail hirokok@	<ul style="list-style-type: none"> ・ Research on improving the quality of psychiatric nursing ・ Research on mental health and self-compassion among the general public and nurses
		Hiromitsu Shinozaki Ext. 8970 E-mail h_shinozaki@	This course provides opportunities for students to conduct the following research themes. Women's health and Women's health support, Perinatal research, Studies on smoking and passive smoking on pregnant women, and Studies on nutrition.
		Yoko Arai Ext. 8914 E-mail yk-arai@	Supervise research on the development of preventive interventions and systems for perinatal mental health, research on family nursing during child-rearing, and research on high-risk mothers and their children.
		Shiomi Kanaizumi Ext. 8957 E-mail kanaizumi@	Research on nursing and/or collaboration among professionals which contribute to improve quality of life of children and their family. Targeted children might be at any level of health; general children in the community, hospitalized children with diseases, and children who are technology-dependent at home.

Supervisor marked with ** will be expected to retire on March 31, 2027.

Region	Special Research	Contact Information	Main contents of research
International/ Community Health Nursing	Research on International/ Community Health Nursing	Yumi Sato Ext. 8989 E-mail satoy@	<ul style="list-style-type: none"> • Activities of public health nurses • Competences and career developments of public health nurses
		Shino Oba Ext. 8917 E-mail oba@	<ul style="list-style-type: none"> • Chronic disease epidemiology • Exploring the influence of environmental factors including cigarette smoking, and food and nutrients intake on the risk of various chronic diseases • Researching the preventive behaviors and the motivation of behavioral change
		Mitsuko Ushikubo * Ext. 8987 E-mail ushi2@	This track aims to further develop students/researchers who specialize or are interested in home care support and give the guidance to conduct qualitative study on home care nursing, family care, discharge support, multidisciplinary collaboration, end-of-life care, and community support system for individuals with cancer and non-cancer.
		Yoko Uchida Ext. 8931 E-mail yuchida@	We will provide research guidance with the aim of developing a care model and an evaluation method for improving the elderly care model and outcomes that can be applied to the world in super aged society. In addition, we conduct exploratory research on factors related to both mental and physical factors such as cognitive function and urinary function of the elderly. We will clarify these by collaborating with doctors and Interprofessional occupations and reveal new evidence.
		Mio Ito Ext. 8976 E-mail mioito@	This course aims to clarify the problems of geriatric medicine and care for older people, and conducts practical research and education to improve them. Also, this course specializes to dementia care, and provides research guidance to explore care techniques and concepts such as humanity and disagreement behavioral messages.

Supervisor marked with * will be expected to retire on March 31, 2026.

Field of Laboratory Sciences

Region	Special Research	Contact Information	main contents of research
Basic Laboratory Sciences	Research on Molecular and Bio-information Sciences	Hiroshi Ohnishi Ext. 8978 E-mail ohnisih@	Our research goal is to elucidate cell signaling mechanisms involved in regulation for the central nervous system. Our current interests are molecular mechanisms of learning and memory, stress response, brain immune system, brain aging, and so on. Students will learn how to conduct basic research with research methods, such as biochemistry, molecular biology, cell biology, imaging, histochemistry, and behavioral analysis.
		Kenji Tago Ext. 8935 E-mail ktago @	We are investigating the novel regulatory mechanisms for signal transduction pathways involving heterotrimeric G proteins and Ras family small GTPases. Using research techniques including biochemistry, molecular biology, and cell biology, we also attempt to clarify the mechanisms how disordered activation of G protein signaling cause the onset of several diseases including cancer, heart disease, diabetes and so on. Our goal is to identify new disease markers and develop therapeutic agents.
		Takayuki Shibata Ext. 8977 E-mail tshibata@	Our main research theme is to create novel diagnostic methods based on the technology of Clinical Chemistry, through the development of color/fluorescent compounds that produce color/light under a certain condition and the development of chromogenic/fluorogenic reactions that react with a certain substance. Students will acquire knowledge and technique regarding high sensitive detection methods for minimal amount of analytes in biological samples.
Applied Laboratory Sciences	Research on Bio-information Sciences	Kazuhiro Nakamura Ext. 8943 E-mail knakamur@	Analysis of pathogenesis of neurodegenerative disorders
		Masanao Saio Ext. 8942 E-mail saio@	<ol style="list-style-type: none"> 1) Analysis of cancer cells for nuclear morphological characteristics, amount of DNA, feature of nucleoli, and so on by utilizing mutation analysis, immunohistochemistry, image analysis and so on. 2) Analysis of cyto-morphological findings and characteristics of various cancer cells especially for cannibalism, emperipolesis, and entosis. 3) Basics of Paraffin-embedded tissue section preparation.
		Takayuki Saitoh Ext. 8938 E-mail tsaitoh@	<ol style="list-style-type: none"> 1. Elucidate the role of DNA repair genes in hematologic tumors such as multiple myeloma and acute myeloid leukemia, and develop novel therapies 2. Training of health science data scientists through health science big data analysis in collaboration with Gunma Prefecture
		Hiroki Matsui Ext. 8973 E-mail hmatsui @	<ul style="list-style-type: none"> · Effects of qualitative control of fatty acids on prevention and treatment of lifestyle-related diseases · Pathophysiological analysis using animal model of cardiac hypertrophy, atherosclerosis or pulmonary emphysema, etc. · Integrated risk assessment by combining physiological function tests with blood and urine tests

Field of Rehabilitation

Region	Special research	Contact Information	Main contents of research
Fundamental Rehabilitation Sciences	Research on Fundamental Rehabilitation Sciences	Takeshi Hisada Ext. 8944 E-mail hisadat@	Research on the pathophysiology of respiratory diseases and the therapeutic effect on diseases, which rehabilitation should be applied, using physiological and biomolecular technique. One of the study target is the interaction between the effect of rehabilitation and omega-3 fatty acid-derived lipid mediators on respiratory inflammatory diseases, such as COPD, pulmonary fibrosis and asthma.
		Takehiko Yamaji ** Ext. 8948 E-mail tyamaji@	<ul style="list-style-type: none"> · Gate Analysis · Biosignal processing · Development prosthesis and brace
		Shinichi Mitsui Ext. 8950 E-mail smitsui@	One of my research interests is the effects of pair bonding on psychological disorders and neurological diseases. We have been analyzing some kinds of disease models of monogamous prairie voles using ethological, pharmacological, and immunohistochemical techniques. Another research interest is molecular basis underlying intellectual disability. We have been investigating the functions of motopsin, the loss of which function causes sever intellectual disability in human, using genetically modified mice and cell biological techniques.
		Bumsuk Lee Ext. 8954 E-mail leebumsuk@	Research on Evaluation and intervention of Occupational Therapy especially for physical dysfunction. 1) Upper extremity function analysis using accelerometer and pressure sensors, 2) OT for visuospatial neglect after stroke, and 3) Evaluation of physical activity and sleep using Actiwatch.
Applied Rehabilitation Sciences	Research on Applied Rehabilitation Sciences	Tsuyoshi Tajika Ext. 8945 E-mail tajika@	<ol style="list-style-type: none"> 1. Ultrasonographic evaluation of musculoskeletal disorder 2. Epidemiological study of musculoskeletal disorder (Evaluation of risk factors for onset of musculoskeletal disorder) 3. Multi-faceted evaluation of physical therapy intervention in musculoskeletal disorder
		Kazuki Hirao Ext. 8952 E-mail kazuki.hirao@	Study on the development of interventions for people with mental illnesses and those with predisease
International/Community Health Rehabilitation Sciences	Research on International/Community Health Rehabilitation Sciences	Senichiro Kikuchi Ext. 8939 E-mail senichiro@	Researches on 1.Near Intra-Red Spectroscopy study for healthy volunteers and the people who have psychiatric problems, 2.development of cerebral activity examination suitable for occupational therapy, and3.neuropsychology tests for epilepsy
		Tetsuya Yamagami Ext. 8799 E-mail yamagami@	<ol style="list-style-type: none"> 1. Rehabilitation for elderly people with dementia 2. Preventive long-term care and health promotion 3. Community-based rehabilitation

Supervisor marked with ** will be expected to retire on March 31, 2027.

Access to Gunma University (Showa Campus)

○ Address

Gunma University Course of Medical Sciences in Graduate School of Health Sciences

3-39-22 Showa-machi, Maebashi City, Gunma 371-8511, Japan

TEL. +81-27-220-7797 (Admissions Section, Educational Affairs Office)

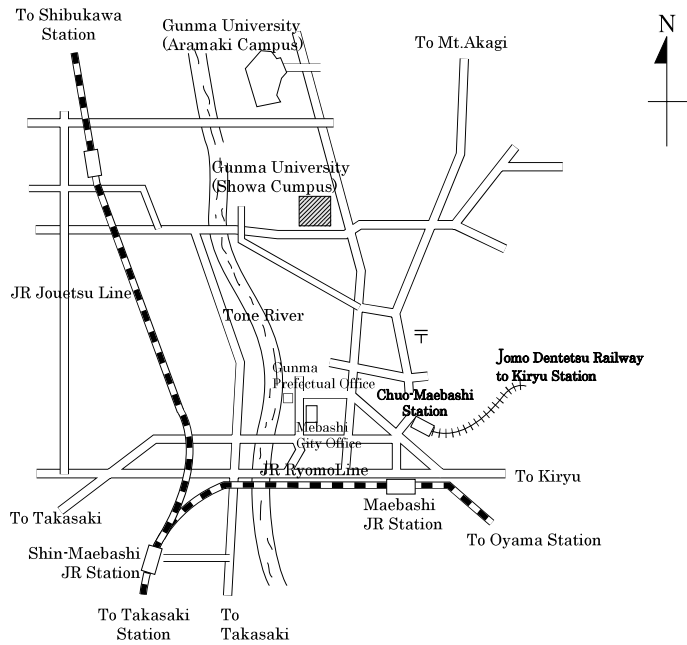
○ Public Transportation

Bus Stop (boarding)		Distination	Bus Stop (getting off)	Time required	Notes
JR Ryomo Line Maebashi station, North Exit	Bus Stop 2	<ul style="list-style-type: none"> • Bound for Gunma University Hospital • Bound for Aramaki Campus via Gunma University Hospital (including via Nankitsudanchi) 	Gundai Byouin	about 15min	Kan-etsu Transportation
		<ul style="list-style-type: none"> • Bound for Shibukawa station (including via Gunma University Aramaki Campus) • Shibukawa City Circular Bus bound for Shibukawa station (via Gunma University Aramaki Campus) • Bound for Gunma Children's Medical Center (including via Gunma University Aramaki Campus) 	Gundai Byouin Iriguchi	about 13min by bus and 6min by walk	Kan-etsu Transportation
JR Jouetsu Line front of Shibukawa Station		<ul style="list-style-type: none"> • Bound for Maebashi station (including Shibukawa City Circular Bus, via Gunma University Aramaki Campus) 	Gundai Byouin Iriguchi	about 30min by bus and 6min by walk	Kan-etsu Transportation

※ There is no public transport from JR Gunmasouja Station and JR Shinmaebashi Station.

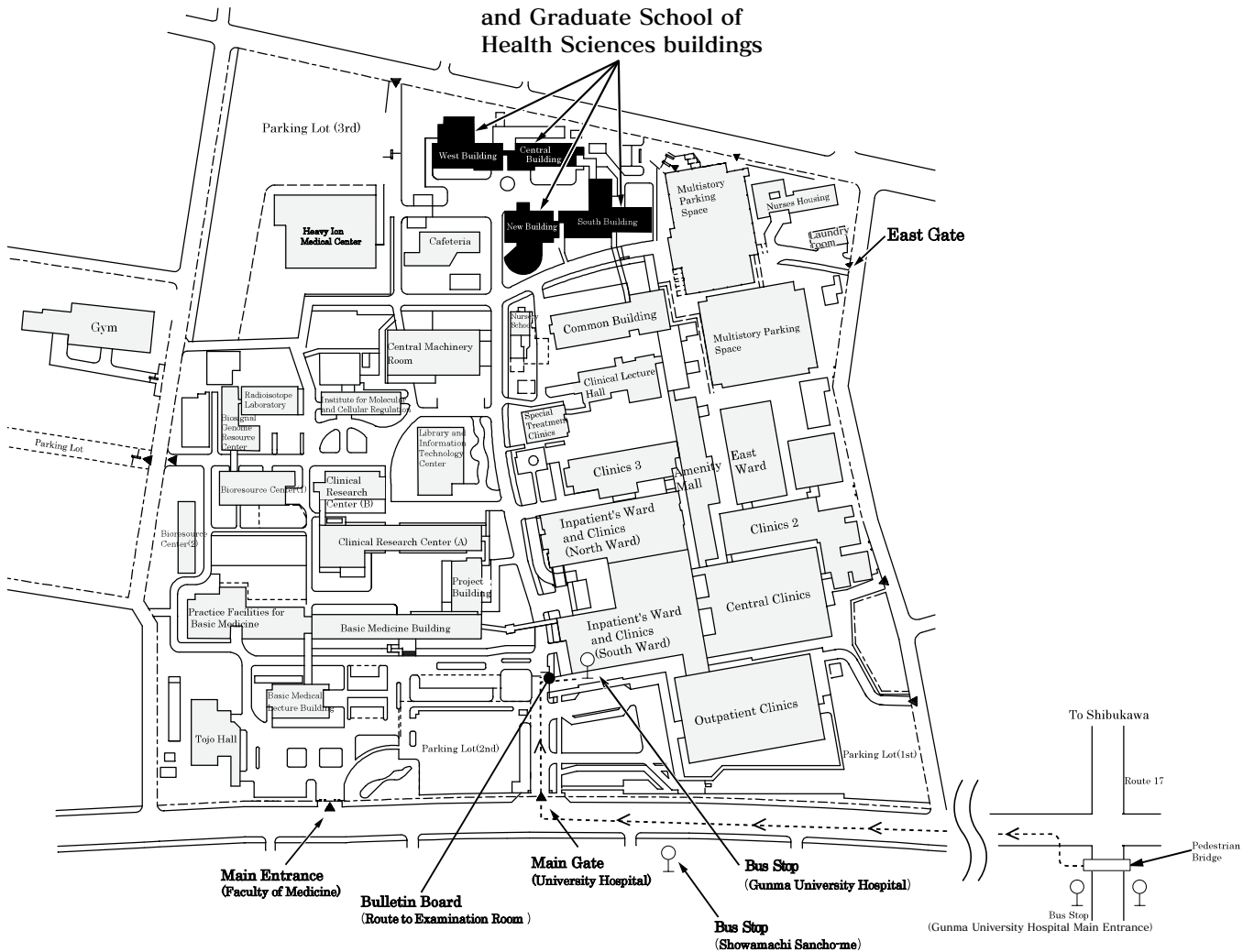
※ Please arrive at your examination place with time to spare at the specified time, after checking the latest information.

[Location Map]



Showa Campus Map

School of Health Sciences and Graduate School of Health Sciences buildings



出願書類

Application Forms

2024年10月入学群馬大学大学院保健学研究科
保健学専攻博士後期課程（博士課程）入学願書
October Admission for 2024 Gunma University The Graduate School of
Health Sciences Doctoral Program Application Form

様式 1
(Form-1)

		受験番号 Examinee's number		※	
入試区分 (どちらかに○印をつけてください) Test type (Circle either of the right box)		日本人学生・留学生* ★国費外国人留学生としての入学を希望する場合は、あらかじめ、昭和地区事務部学務課入学試験係までご相談ください。 For Japanese/For international students* ★ If you wish to enroll as a Japanese Government Scholarship student, please contact the Admissions Section noted on page 25(1) in advance.			
フリガナ Pronunciation in katakana 氏名 Name		性別 Gender		男・女 Male Female	
生年月日 Date of Birth		西暦 A.D.		年齢 Year old	
志望する領域、教育研究分野 特別研究担当、教員名 Preferred study area, educational research field supervisor's name		領域 Area,		分野 Field	
本人の住所（入試に関する 確実な連絡先を記入） Examinee's address (Fill in the exact address for receipt of the test information)		〒 -		TEL - - 携帯 - - E-mail	
本人以外の入試に関する 連絡先（家族等） Contact address of a person other than the examinee (e.g. family) for the information on the entrance examination		氏名 Name		続柄 Relationship	
出身大学等 （出願資格に 該当する出身 大学院等を記入） Your graduate school (Fill in the names of your graduate school falling under the application eligibility.)		(1) 大学院修了（見込み）者 (Expected) Graduate		修了 Completion	
		□国立 □公立 □私立 □その他 National Public Private Other		大学大学院 Graduate School of	
		西暦 A.D.		研究科 School of	
		年 月 Year Month		専攻 Major	
		日 Day		修了見込み Expected completion	
		(2) 上記(1)以外の者 Other than the above (1)		取得 Acquired	
		西暦 A.D.		()学位 取得見込み () degree Expected to acquire	
		年 月 Year Month			
		日 Day			
勤務先名 Place of employment		〒 -		TEL - -	
勤務先所在地 Office location		〒 -		TEL - -	
※職歴欄は直近のものを記入してください Personal records					
履 歴 事 項					
学 歴 Academic records	年 月 日～		年 月 日		高等学校 High school
	Year Month Day～		Year Month Day		
	年 月 日～		年 月 日		
	Year Month Day～		Year Month Day		
職 歴 Work records	年 月 日～		年 月 日		
	Year Month Day～		Year Month Day		
	年 月 日～		年 月 日		
	Year Month Day～		Year Month Day		

〔記入上の注意〕

- 必要事項は、黒又は青のボールペンを用いて楷書で正確に記入してください。
- 就職している者は、勤務先を履歴事項欄に記入してください。
- 住所欄は、通知・照会等を確実に受けることができる場所を記入してください。
- ※印欄は記入しないでください。
外国の学校を卒業又は卒業見込みの者は、裏面（2/2）の履歴書も記入してください。
※両面印刷してください。

〔Instructions〕

- A form must be filled out completely using a black or blue ballpoint pen and in standard style.
- An applicant in employment needs to write the place of employment on the personal record column.
- You need to fill in the address you can receive notifications or inquiries for sure on the address column.
- Don't fill in the columns with the mark ※
Applicants who graduated or will graduate from a foreign school need to complete the resume on the reverse side (2/2).
※ Duplex printing required.

履 歴 書 (CURRICULUM VITAE)

外国の学校を卒業又は卒業見込みの者のみ記入

The person who graduated or will graduate from a school in foreign countries.

Educational background (学歴)

	Name and Address of School (学校名及び所在地)	Year and Month of Entrance and Completion (入学及び卒業年月)	Duration of Attendances (修学年数)	Diploma or Degree awarded, Major Subject, Skipped years/levels (学位・資格、専門科目、 飛び級の状況)
Elementary Education (初等教育)	Name (学校名)	From (入学)	Years (年)	
Elementary School (小学校)	Address (所在地)	To (卒業)	and months (月)	
Secondary Education (中等教育)	Name (学校名)	From (入学)	Years (年)	
Lower Secondary School (中学校)	Address (所在地)	To (卒業)	and months (月)	
Upper Secondary School (高校)	Name (学校名)	From (入学)	Years (年)	
	Address (所在地)	To (卒業)	and months (月)	
Higher Education (高等教育)	Name (学校名)	From (入学)	Years (年)	*-1
Undergraduate Level (大学)	Address (所在地)	To (卒業)	and months (月)	
Graduate Level (大学院)	Name (学校名)	From (入学)	Years (年)	
	Address (所在地)	To (卒業)	and months (月)	
Total years of schooling mentioned above (以上を通算した全学校教育修学年数) As of October 1, 2024 (2024年10月1日現在)			_____ Years and _____ months (年) (月)	

Employment Record. Begin with the most recent one, if applicable (職歴)

Name and Address of Employer (勤務先及び所在地)	Period of Employment (在職期間)	Position (役職名)	Type of Work (職務内容)
	From To		
	From To		

* If the blank spaces above are not sufficient for the information required, please attach a separate sheet.
(注) 上欄に書き切れない場合には、適当な別紙に記入して添付すること。

- Notes: 1. Exclude kindergarten education or nursery school. (幼稚園・保育所教育は含まれない。)
2. Preparatory education for university admission is included in upper secondary school. (いわゆる「大学予備教育」は中等教育に含まれる。)
3. If the applicant has passed the university entrance qualification examination, indicate this in the blank with *-1.
(「大学入学資格試験」に合格している場合には、その旨を*-1欄に記入すること。)
4. Any school years or levels skipped should be indicated in the fourth column (Diploma or Degree awarded, Major Subject, Skipped years and levels). (Example: Graduated from high school in two years, etc.)
(いわゆる「飛び級」をしている場合には、その旨を該当する教育課程の「学位・資格、専門科目、飛び級の状況」欄に記載すること。
(例: 高校3年次を飛び級により短期卒業))

日付 (Date) _____

出願者名前 (Name) _____

出願者署名 (Signature) _____

2024年10月入学群馬大学大学院保健学研究科保健学専攻(博士課程)
志願理由書

October Admission for 2024 Gunma University The Graduate School of Health Sciences Doctoral Program Application Form
Statement of Purpose

※欄は記入しないでください
Do not fill in the "※box."

フリガナ		受験番号 Examinee's Number
氏名 Name		※

--	--	--

A large empty rectangular box with a black border, intended for writing the Statement of Purpose.

受験番号 ※

2024年10月入学群馬大学大学院保健学研究科保健学専攻博士後期課程(博士課程)
検定料収納証明書貼付台紙

1. コンビニエンスストアでの支払い
2. クレジットカードでの支払い

『検定料収納証明書』
貼付欄

3. 海外から送金した場合

振込証明貼付欄

ここに貼付する

- 出願時において国費外国人留学生（日本政府）である者
（該当者は○をつけてください。検定料は不要です。）
- 東日本大震災及び風水害等の災害の罹災者（検定料免除申請者）である者
（該当者は○をつけてください。検定料は不要です。）
- 本大学院保健学研究科保健学専攻博士前期課程（修士課程）を修了見込みの者
（該当者は○をつけてください。検定料は不要です。）

◆次のいずれかの方法により支払ってください。

1. コンビニエンスストアでの支払い（パソコンやスマートフォン等のある環境で御利用ください）
- (1) 12頁「群馬大学大学院検定料払込方法」を参照の上、支払ってください。なお、支払手数料は支払人の負担となりますので、留意してください。
- (2) 支払後、レジにて受け取った「入学検定料・選考料 取扱明細書」の「収納証明書」部分を切り取り、本台紙の所定の欄に貼り付けてください。
- (3) 支払期間 2024年5月2日（木）から5月23日（木）15時まで（「Webサイトでの申込み」は、支払期間終了30分前まで）
2. クレジットカードでの支払い（パソコンやスマートフォン等、プリンタのある環境で御利用ください）
- (1) 12頁「群馬大学大学院検定料払込方法」を参照の上、支払ってください。なお、支払手数料は支払人の負担となりますので、留意してください。
- (2) 支払後、「入学検定料・選考料 取扱明細書」を印刷し、「収納証明書」部分を切り取り、本台紙の所定の欄に貼り付けてください。
- (3) 支払期間 2024年5月2日（木）から5月23日（木）15時まで
- (注) ※印欄は記入しないでください。

2024年10月入学群馬大学大学院保健学研究科
保健学専攻博士後期課程(博士課程)

受験票
Examination Admission ticket

October Admission for 2024 Gunma University The
Graduate School of Health Sciences Doctoral Program
Application Form

(注) 志望する選抜を○で囲んでください。
(Note) Circle the test of your choice

受験番号 Examinee's number	※	[受験上の注意] 1 受験者は本受験票を携帯してください。 2 課せられた所定の試験科目等は、全て受験しないと失格となります。 3 受験の際は、昼食を持参してください。 [Instructions] 1. Bring this ticket with you. 2. Take all examination subjects required not to fail. 3. Bring your lunch on the day of the examination.
フリガナ Pronunciation in katakana		
氏名 Name		
志望する 領域 Preferred study area		
志望する 教育研究 分野 Preferred study field		

(注) ※印欄は記入しないでください。(Note) Don't fill in the columns with the mark ※

切-り-と-ら-な-い-で-く-だ-さ-い-(Don't cut out)

2024年10月入学群馬大学大学院保健学研究科
保健学専攻博士後期課程(博士課程)

照合票
Photograph Verification Card

October Admission for 2024 Gunma University The
Graduate School of Health Sciences Doctoral Program
Application Form

(注) 志望する選抜を○で囲んでください。
(Note) Circle the test of your choice

受験番号 Examinee's number	※	写真 Photo (全体にのりをつ けて貼ってくだ さい。) (Stick the photo by spreading paste all over the surface)	1 たて4cmよこ3cm、 上半身脱帽、正面 向、出願前3か月 以内に単身で撮影 したもの。
フリガナ Pronunciation in katakana			2 写真の裏面に氏名 を記入してから、 貼ってください。
氏名 Name			1 4cm in height and 3cm in width, upper body without a cap/ hat, face front taken alone within three months prior to application.
志望する 領域 Preferred study area			2 Write your name on the back of the photo before pasting.
志望する 教育研究 分野 Preferred study field			

(注) ※印欄は記入しないでください。(Note) Don't fill in the columns with the mark ※

研究希望計画書

Preferred research plan

受験番号 Examinee's number	※
------------------------------	---

氏名 Name	志望領域 Preferred Area	志望教育 研究分野 Preferred study field
------------	------------------------	---------------------------------------

--	--

指導希望教員との事前連絡 Contact the supervisor prior to application (いずれかに○をつけてください Please make circle) 済・未 Yes / No	指導希望教員 Supervisor's name
--	-----------------------------

- (注) 1 本用紙の表面に記入してください(裏面には記入しないでください)。
パソコンで作成したものを枠内に貼付可。
2 入学後に行いたい研究内容の概要を、希望する教育研究分野の教員(14頁~16頁参照)と相談の上、記入してください。
3 ※印欄は記入しないでください。

- (Note) 1 Write the outline on the front side of this form (not on the back side). You can paste the outline created by a personal computer within the frame border.
2 Consult with the supervisor of your preferred study field (see pages 33-36) in advance and write the outline of your preferred study.
3 Don't fill in the columns with the mark*

年月日(Date) : 年 月 日
Year Month Day

群馬大学長 殿
To the President of Gunma University

フリガナ (Pronunciation
in katakana)

氏名 (Name)

生年月日 (Date of birth) (西暦) 年 月 日 生 満 歳
A.D. Year Month Day years of age

現住所 (Current address) 郵便番号
Zip code

電話番号 (Telephone number)

携帯電話 (Mobile phone number)

E-mail

入学資格審査申請書 (Application for the screening for admission requirements)

私は、2024年10月入学群馬大学大学院保健学研究科保健学専攻博士後期課程（博士課程）の入学試験を受験したいので、下記により入学資格審査をお願いします。

Since I would like to take an entrance examination for the Graduate School of Health Sciences (Doctoral Program), Gunma University, for October Admission in 2024, I would like to request the screening for admission requirements under the following conditions.

記

1 該当する入学資格審査
次のどちらかの審査に該当するかについて、該当項目の番号を
○で囲んでください。

- 大学を卒業し又は外国において学校教育における16年の課程を修了した後、大学、研究所等において2年以上研究に従事した者で、本大学院において、当該研究の成果等により、修士の学位又は専門職学位を有する者と同等以上の学力があると認めたもの
- 本大学院において、個別の入学資格審査により、修士の学位又は専門職学位を有する者と同等以上の学力があると認めた者で、2024年9月30日までに24歳に達するもの

2 希望する領域名 ()

3 希望する教育研究分野 ()

4 指導を希望する「特別研究」担当の教員名
()

5 添付書類
本申請書に添付した書類について、下記の該当の記号を○
で囲んでください。

- 研究歴・就業歴等報告書（本要項添付の用紙（様式8）によります。）
- 研究業績又はその他の顕著な業績がある場合は、その業績（論文等）
- 最終学校の卒業又は修了証明書
- 最終学校の成績証明書
- その他の書類 ()

※両面印刷してください

※裏面の履歴事項も記入願います。

1 Circle the applicable number of the items described below.

- Applicants who have been engaged in a research for at least two years at university or research institute after graduating from a university or completing 16 years of school education outside Japan, and whom our graduate school has admitted a scholastic ability comparable to people with a Master's degree or a professional degree due to the research achievements.
- Applicants whose scholastic ability have been deemed by individual pre-admission screening to be at least equivalent to that of a university graduate and who will reach the age of 24 by September 30, 2024.

2 Preferred study area ()

3 Your preferred educational study field ()

4 Name of the supervisor of the "special study" you would like to receive guidance ()

5 Attached documents

Circle the applicable numbers of the documents attached to this application.

- Reports on research history and work history (using Form-8 attached to this guideline).
- Research results or other noted accomplishments such as literature, if any.
- Proof of graduation from or completion of your highest level of schooling.
- Academic transcript of your highest level of schooling.
- Other documents. ()

* Duplex printing required.

* Please also fill in the personal record on the reverse side.

履歴事項 Personal records

学 歴 (Academic records)	学 校 名 Name of school			正規の修学年数 Number of years of legitimate school attendance	入学・卒業(修了)年月 Date of enrollment/graduation (completion)		
	初等教育小学校 Elementary education Elementary school			年 Year	入学 Enrollment 卒業 Graduation	年 Year 年 Year	月 Month 月 Month
	中等教育中学校 Secondary education Junior high school			年 Year	入学 Enrollment 卒業 Graduation	年 Year 年 Year	月 Month 月 Month
	高 校 High school			年 Year	入学 Enrollment 卒業 Graduation	年 Year 年 Year	月 Month 月 Month
	高等教育大学 Higher education University			年 Year	入学 Enrollment 卒業 Graduation	年 Year 年 Year	月 Month 月 Month
	大 学 院 Graduate school			年 Year	入学 Enrollment 修了 Completion	年 Year 年 Year	月 Month 月 Month
				年 Year			
		計 Total		年 Year			
職 歴 (Work records)	期 間 Time period			勤 務 先 等 Place of employment and such			
	年 Year	月 Month	日 Day				
	年 Year	月 Month	日 Day				
	年 Year	月 Month	日 Day				
	年 Year	月 Month	日 Day				
	年 Year	月 Month	日 Day				
	年 Year	月 Month	日 Day				
	年 Year	月 Month	日 Day				
	年 Year	月 Month	日 Day				
	年 Year	月 Month	日 Day				
医療関係の資格・免許等 (Medical and health care qualifications / licenses)	年 Year	月 Month	日 Day				
	年 Year	月 Month	日 Day				
	年 Year	月 Month	日 Day				
	年 Year	月 Month	日 Day				
	年 Year	月 Month	日 Day				

(注)学歴は高校入学から記入すること。ただし、外国の学校を卒業又は卒業見込みの者は、小学校入学から記入すること。

(Note) Provide the academic records starting with enrollment in a high school. If you are an applicant who graduated or will graduate from a foreign school, start with enrollment in an elementary school.

2024年10月入学群馬大学大学院保健学研究科博士後期課程(博士課程)出願資格審査用
For screening of application eligibility to October Admission for 2024 Gunma University The Graduate School of Health Sciences (Doctoral Program) Application Form

年月日(Date) : 年 月 日
(Year) (Month) (Day)

研究歴・就業歴等報告書 Report on Research or Work, etc

国籍(Nationality)

氏名(Name)

生年月日(Date of Birth)

下記のとおり研究歴・就業歴等を有することを報告します。

I hereby report that the above person has been engaged in the research or work as follows.

記

在職した機関、部局名及び身分 (Status and Institution he / she belonged to)	
研究・就業等の期間 (Duration of Research or Work, etc)	年 月 日から 年 月 日まで (年 か月間) From : _____ to : _____ = (_____) (Day) (Month) (Year) (Day) (Month) (Year) (Year) (Month)
研究内容又は就業内容等 (Title and Outline of Research or Work, etc) (上記の内容を証明できる書類等 がある場合は、添付すること。) (Attach certificates, if available)	
指導者の職・氏名 (Name and Position of Advisor)	

(注) 用紙が不足する場合は、複写して使用してください。

Note: Please take copies if you need more space to write.

宛名票 Name and Address Cards

様式 9
(Form-9)

- ◎志願者は本票を学生募集要項記載の出願書類と一緒に必ず提出してください。
- ◎楷書で丁寧に記入してください。

- ◎Applicant must submit these cards with the application documents mentioned in the Admission Guidelines.
- ◎Fill in these cards neatly and in the block style.

入試に関する確実な受信場所を記入してください。
場所がアパート、団地等の場合は「様方」の欄にアパート、団地名等記入してください。
※印欄は記入しないでください。

Fill in the place for receiving information about the entrance examination without fail.
If the above place indicates a flat or a housing complex, etc., fill in the name of the flat or the housing complex, etc. in the "c/o box".
Do not fill in the "※box."

整理番号 Reference Number
※
□□□ - □□□□□
様方 c/o 様

左欄に、郵便番号、住所、氏名を記入してください。

Fill in your address and name in the left column.

整理番号 Reference Number
※
□□□ - □□□□□
様方 c/o 様


左欄に、郵便番号、住所、氏名を記入してください。

Fill in your address and name in the left column.

整理番号 Reference Number
※
□□□ - □□□□□
様方 c/o 様

左欄に、郵便番号、住所、氏名を記入してください。

Fill in your address and name in the left column.



周囲は群馬県の象徴である名勝赤城、榛名、妙義の上毛三山を浮彫りさせて大学を囲み、群馬大学の象徴としています。

The above design of “大學 (kanji for university, called ‘daigaku)’” surrounded by the famous picturesque view of three carved mountains which comprise Mt. Akagi, Mt. Haruna, and Mt. Myogi and are called JOMO SANZAN symbolizing Gunma Prefecture is the emblem of Gunma University.